

OPTONICA

LED Lighting for everyone!



NEW Range **OPTONICALED PREMIUM**

PRODUCT CATALOGUE 2018

OPTONICA LED is one of the fastest growing LED lighting companies in Europe. We constantly offer our partners a carefully selected portfolio of products with proven quality that meet even the most discriminating requirements. Full range of lights and fixtures for domestic or industrial applications, our products are designed to fit any demand. Developing a vast network of distributors and offices in major European countries such as United Kingdom, Germany, Austria, Spain, Bulgaria and Hungary, our products are easily accessible.

OPTONICA LED offers latest-generation, energy efficient lighting, with no harmful emissions and which is completely recyclable. We believe in caring for the future generations. Please help us save the planet for a more beautiful and clean tomorrow. Let's make the right choice and illuminate the future - together!



www.OPTONICALED.com

| | |
|---------------------------------------|-------------|
| LED SPOTLIGHTS | (03-22) |
| LED BULBS | (23-52) |
| LED TUBES | (53-60) |
| LED BATTEN LIGHTS | (61-62) |
| LED EMERGENCY LIGHTS | (63-64) |
| LED SURFACE PANELS | (65-86) |
| LED PANELS | (87-92) |
| LED DOWNLIGHT | (93-100) |
| LED STRIPS | (101-115) |
| LED SMD MODULES | (116-118) |
| LED POWER SUPPLIES | (119-124) |
| LED CONTROLLERS AND ACCESSORIES | (125-132) |
| LED TRACK LIGHTS | (133-138) |
| LED FLOODLIGHTS | (139-148) |
| LED WALL WASHERS | (149-152) |
| LED INDUSTRIAL LIGHTS | (153-156) |
| LED STREET LIGHTS | (157-166) |
| LED OUTDOOR LIGHTS..... | (167-168) |
| LUXURY PENDANTS..... | (169-174) |
| LED FLAME LAMPS..... | (175-176) |



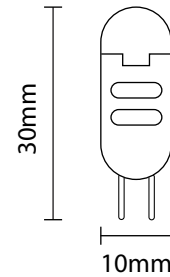
**NEW RANGE OPTONICA PREMIUM
5 YEARS WARRANTY**

LED SPOTLIGHTS



| | | | |
|------------------------|-----------|--------------------|-----------|
| P Watts | 2W | Ra CRI | >80 |
| V Input Voltage | AC,DC:12V | D IP Rating | IP20 |
| F Flux | 170 lm | L Life Span | 25 000 h |
| B Beam Angle | 320° | L Dimension | φ10x30 mm |

A+
EQ.Watts:
2W=16W



| | | | |
|----------------|---------------|-------|--------|
| SKU No. | White Light | 6000K | SP1615 |
| | Neutral White | 4500K | SP1616 |
| | Warm White | 2800K | SP1617 |

Color temperature

2W SMD
LED Spotlight G4

170 LUMENS | **320°** BEAM ANGLE | **G4** | **IP20**

EAN Code 6000K 3800156616158
EAN Code 4500K 3800156616165
EAN Code 2700K 3800156616172

LED SPOTLIGHTS

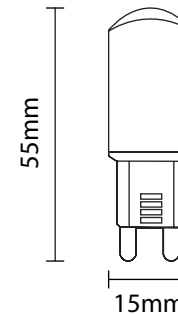


| | | | |
|----------------|---------------|-------|--------|
| SKU No. | White Light | 6000K | SP1635 |
| | Neutral White | 4500K | SP1636 |
| | Warm White | 2800K | SP1637 |

Color temperature

| | | | |
|------------------------|-------------|--------------------|-----------|
| P Watts | 5W | Ra CRI | >80 |
| V Input Voltage | AC:170-265V | D IP Rating | IP20 |
| F Flux | 380 lm | L Life Span | 25 000 h |
| B Beam Angle | 360° | L Dimension | φ15x55 mm |

A+
EQ.Watts:
5W=40W



380 LUMENS | **360°** BEAM ANGLE | **G9** | **IP20**

EAN Code 6000K 3800156616356
EAN Code 4500K 3800156616363
EAN Code 2700K 3800156616370

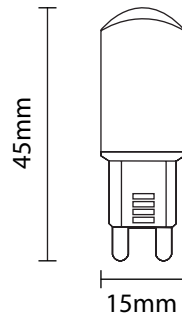
5W SMD
LED Spotlight G9

| | | | |
|----------------|---------------|-------|--------|
| SKU No. | White Light | 6000K | SP1638 |
| | Neutral White | 4500K | SP1639 |
| | Warm White | 2800K | SP1640 |

Color temperature

| | | | |
|------------------------|-------------|--------------------|-----------|
| P Watts | 3W | Ra CRI | >80 |
| V Input Voltage | AC:175-265V | D IP Rating | IP20 |
| F Flux | 220 lm | L Life Span | 25 000 h |
| B Beam Angle | 360° | L Dimension | φ15x45 mm |

A+
EQ.Watts:
3W=25W



3W COB
LED Spotlight G9



220 LUMENS | **360°** BEAM ANGLE | **G9** | **IP20**

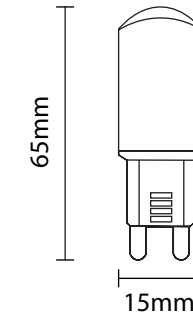
EAN Code 6000K 3800156616387
EAN Code 4500K 3800156616394
EAN Code 2700K 3800156616400



6W SMD Dimmable
LED Spotlight G9

| | | | |
|------------------------|-------------|--------------------|-----------|
| P Watts | 6W | Ra CRI | >80 |
| V Input Voltage | AC:175-265V | D IP Rating | IP20 |
| F Flux | 600 lm | L Life Span | 25 000 h |
| B Beam Angle | 320° | L Dimension | φ15x65 mm |

A+
EQ.Watts:
6W=40W



| | | | |
|----------------|---------------|-------|--------|
| SKU No. | White Light | 6000K | SP1641 |
| | Neutral White | 4500K | SP1642 |
| | Warm White | 2800K | SP1643 |

Color temperature



Dimmable

600 LUMENS | **320°** BEAM ANGLE | **G9** | **IP20**

EAN Code 6000K 3800156616417
EAN Code 4500K 3800156616424
EAN Code 2700K 3800156616431



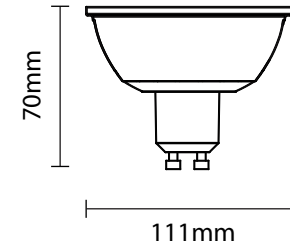
LED SPOTLIGHTS



- P** Watts: 12W
- Ra** CRI: >80
- Input Voltage**: AC:170-265V
- IP Rating**: IP20
- Flux**: 960 lm
- Life Span**: 25 000 h
- Beam Angle**: 36°
- Dimension**: φ111x70 mm

A+
EQ.Watts:
12W=65W

CERAMIC BODY



- SKU No.**
- White Light **SP1523 6000K**
 - Neutral White **SP1524 4500K**
 - Warm White **SP1525 2800K**
- Color temperature

12W AR111 LED Spotlight GU10

960 LUMENS

36° BEAM ANGLE

GU10

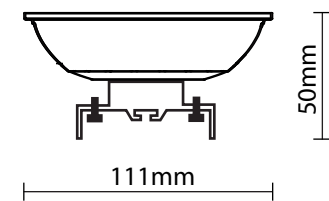
IP20

EAN Code 6000K [3800156615236](#)
 EAN Code 4500K [3800156615243](#)
 EAN Code 2700K [3800156615250](#)

LED SPOTLIGHTS



- SKU No.**
- Neutral White **SP1527 4500K**
 - Warm White **SP1526 2800K**
- Color temperature



- P** Watts: 12W
- Ra** CRI: >80
- Input Voltage**: AC,DC:12V
- IP Rating**: IP20
- Flux**: 960 lm
- Life Span**: 25 000 h
- Beam Angle**: 30°
- Dimension**: φ111x50 mm

A+
EQ.Watts:
12W=65W

EPISTAR Chip Set



EAN Code 4500K [3800156615274](#)
 EAN Code 2700K [3800156615267](#)

960 LUMENS

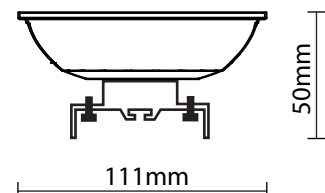
30° BEAM ANGLE

G53

IP20

12W LED Spotlight AR111

- SKU No.**
- Neutral White **SP1517 4500K**
 - Warm White **SP1516 2800K**
- Color temperature



- P** Watts: 15W
- Ra** CRI: >80
- Input Voltage**: AC,DC:12V
- IP Rating**: IP20
- Flux**: 1200 lm
- Life Span**: 25 000 h
- Beam Angle**: 30°
- Dimension**: φ111x50 mm

A+
EQ.Watts:
15W=85W

EPISTAR Chip Set



15W LED Spotlight AR111

EAN Code 4500K [3800156615175](#)
 EAN Code 2700K [3800156615168](#)

1200 LUMENS

30° BEAM ANGLE

G53

IP20

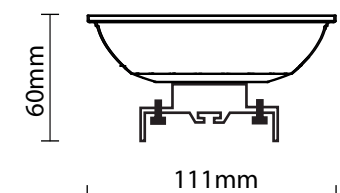



15W LED Spotlight AR111

- P** Watts: 15W
- Ra** CRI: >80
- Input Voltage**: AC,DC:12V
- IP Rating**: IP20
- Flux**: 1200 lm
- Life Span**: 25 000 h
- Beam Angle**: 120°
- Dimension**: φ111x60 mm

A+
EQ.Watts:
15W=85W

EPISTAR Chip Set



- SKU No.**
- Neutral White **SP1519 4500K**
 - Warm White **SP1518 2800K**
- Color temperature

1200 LUMENS

120° BEAM ANGLE

G53

IP20

EAN Code 4500K [3800156615199](#)
 EAN Code 2700K [3800156615182](#)

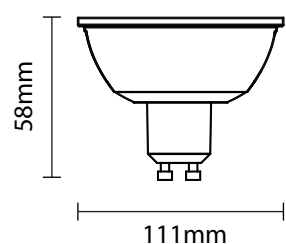


LED SPOTLIGHTS



| | | | |
|------------------------|-------------|--------------------|-----------|
| P Watts | 9W | Ra CRI | >80 |
| V Input Voltage | AC:175-265V | IP Rating | IP20 |
| F Flux | 800 lm | L Life Span | 25 000 h |
| B Beam Angle | 120° | D Dimension | φ111x58mm |

A+
EQ.Watts:
9W=60W



SKU No.

| | | |
|---------------|-------|--------|
| Neutral White | 4500K | SP1531 |
| Warm White | 2800K | SP1532 |

Color temperature

9W AR111 SMD
LED Spotlight GU10

800 LUMENS

120° BEAM ANGLE

GU10

IP20

EAN Code 4500K 3800156615311
EAN Code 2700K 3800156615328

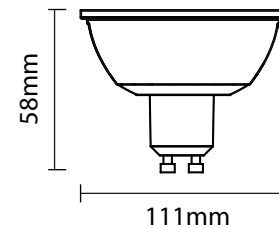
LED SPOTLIGHTS



SKU No.

| | | |
|---------------|-------|--------|
| Neutral White | 4500K | SP1535 |
| Warm White | 2800K | SP1536 |

Color temperature



| | | | |
|------------------------|-------------|--------------------|------------|
| P Watts | 15W | Ra CRI | >80 |
| V Input Voltage | AC:175-265V | IP Rating | IP20 |
| F Flux | 1100 lm | L Life Span | 25 000 h |
| B Beam Angle | 30° | D Dimension | φ111x58 mm |

A+
EQ.Watts:
15W=90W

Dimmable



1100 LUMENS

30° BEAM ANGLE

GU10

IP20

EAN Code 4500K 3800156615359
EAN Code 2700K 3800156615366

SKU No.

| | | |
|---------------|-------|--------|
| Neutral White | 4500K | SP1533 |
| Warm White | 2800K | SP1534 |

Color temperature

| | | | |
|------------------------|-------------|--------------------|------------|
| P Watts | 15W | Ra CRI | >80 |
| V Input Voltage | AC:175-265V | IP Rating | IP20 |
| F Flux | 1200 lm | L Life Span | 25 000 h |
| B Beam Angle | 30° | D Dimension | φ111x58 mm |

A+
EQ.Watts:
15W=90W

1200 LUMENS

30° BEAM ANGLE

GU10

IP20

EAN Code 4500K 3800156615335
EAN Code 2700K 3800156615342



ACCESSORIES

AR111 FITTING Adjustable



OT5081 WHITE BODY
OT5082 SILVER BODY



Dimension **180x180x42 mm**



OT5083 WHITE BODY
OT5084 SILVER BODY



Dimension **330x180x42 mm**



OT5085 WHITE BODY
OT5086 SILVER BODY



Dimension **480x180x42 mm**

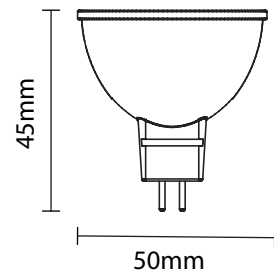


LED SPOTLIGHTS



- P** Watts: 5W
- ⚡** Input Voltage: DC:12V
- ☀️** Flux: 320 lm
- 📐** Beam Angle: 110°
- Ra** CRI: >80
- 💧** IP Rating: IP20
- 🕒** Life Span: 25 000 h
- 📏** Dimension: φ50x45 mm

A+
EQ.Watts:
5W=30W



- SKU No.**
- White Light **6000K** **SP1761**
 - Neutral White **4500K** **SP1762**
 - Warm White **2800K** **SP1763**
- Color temperature

5W SMD Premium
LED Spotlight MR16 , GU5.3

320 LUMENS

110° BEAM ANGLE

GU5.3

IP20

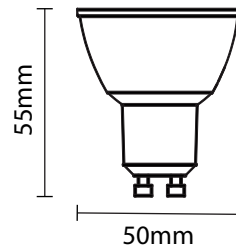
EAN Code 6000K [3800156617612](#)
 EAN Code 4500K [3800156617629](#)
 EAN Code 2700K [3800156617636](#)

LED SPOTLIGHTS



- P** Watts: 5W
- ⚡** Input Voltage: AC:175-265V
- ☀️** Flux: 320 lm
- 📐** Beam Angle: 110°
- Ra** CRI: >80
- 💧** IP Rating: IP20
- 🕒** Life Span: 25 000 h
- 📏** Dimension: φ50x55 mm

A+
EQ.Watts:
5W=30W



- SKU No.**
- White Light **6000K** **SP1767**
 - Neutral White **4500K** **SP1768**
 - Warm White **2800K** **SP1769**
- Color temperature

EAN Code 6000K [3800156617674](#)
 EAN Code 4500K [3800156617681](#)
 EAN Code 2700K [3800156617698](#)

5W Premium
LED Spotlight GU10

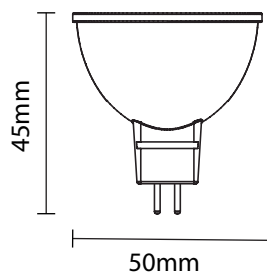
320 LUMENS

110° BEAM ANGLE

GU10

IP20

- SKU No.**
- White Light **6000K** **SP1764**
 - Neutral White **4500K** **SP1765**
 - Warm White **2800K** **SP1766**
- Color temperature



- P** Watts: 7W
- ⚡** Input Voltage: AC,DC:12V
- ☀️** Flux: 500 lm
- 📐** Beam Angle: 110°
- Ra** CRI: >80
- 💧** IP Rating: IP20
- 🕒** Life Span: 25 000 h
- 📏** Dimension: φ50x45 mm



A+
EQ.Watts:
7W=40W

7W SMD Premium
LED Spotlight MR16 , GU5.3



EAN Code 6000K [3800156617643](#)
 EAN Code 4500K [3800156617650](#)
 EAN Code 2700K [3800156617667](#)

500 LUMENS

110° BEAM ANGLE

GU5.3

IP20



5W SMD Premium
LED Spotlight GU10



- P** Watts: 5W
- ⚡** Input Voltage: AC:175-265V
- ☀️** Flux: 320 lm
- 📐** Beam Angle: 38°
- Ra** CRI: >80
- 💧** IP Rating: IP20
- 🕒** Life Span: 25 000 h
- 📏** Dimension: φ50x45 mm



320 LUMENS

38° BEAM ANGLE

SP1771 Neutral Light **4500K**

7W SMD Premium
LED Spotlight GU10



- P** Watts: 7W
- ⚡** Input Voltage: AC:175-265V
- ☀️** Flux: 500 lm
- 📐** Beam Angle: 110°
- Ra** CRI: >80
- 💧** IP Rating: IP20
- 🕒** Life Span: 25 000 h
- 📏** Dimension: φ50x55 mm

500 LUMENS

110° BEAM ANGLE

SP1770 Neutral Light **4500K**

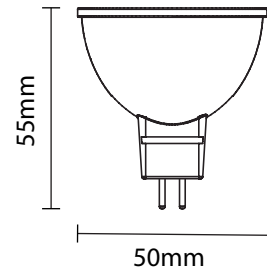


LED SPOTLIGHTS



- P** Watts 4W
- ⚡** Input Voltage AC,DC:12V
- ☀️** Flux 320 lm
- 📐** Beam Angle 50°
- Ra** CRI >80
- 💧** IP Rating IP20
- 🕒** Life Span 25 000 h
- 📏** Dimension $\phi 50 \times 55$ mm

A+
EQ.Watts:
4W=25W



- SKU No.**
- White Light **6000K** **SP1163**
 - Neutral White **4500K** **SP1167**
 - Warm White **2800K** **SP1164**
- Color temperature

4W COB

LED Spotlight MR16, GU5.3

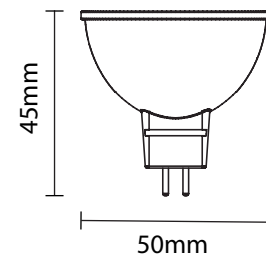


EAN Code 6000K 3800156611634
EAN Code 4500K 3800156611672
EAN Code 2700K 3800156611641



LED SPOTLIGHTS

- SKU No.**
- White Light **6000K** **SP1191**
 - Neutral White **4500K** **SP1192**
 - Warm White **2800K** **SP1193**
- Color temperature



- P** Watts 5W
- ⚡** Input Voltage DC:12V
- ☀️** Flux 400 lm
- 📐** Beam Angle 110°
- Ra** CRI >80
- 💧** IP Rating IP20
- 🕒** Life Span 25 000 h
- 📏** Dimension $\phi 50 \times 45$ mm

A+
EQ.Watts:
5W=30W

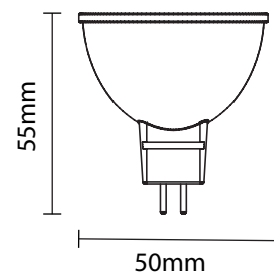


5W SMD

LED Spotlight MR16, GU5.3

EAN Code 6000K 3800156611917
EAN Code 4500K 3800156611924
EAN Code 2700K 3800156611931

- SKU No.**
- White Light **6000K** **SP1168**
 - Neutral White **4500K** **SP1169**
 - Warm White **2800K** **SP1170**
- Color temperature




- P** Watts 6W
- ⚡** Input Voltage AC,DC:12V
- ☀️** Flux 400 lm
- 📐** Beam Angle 50°
- Ra** CRI >80
- 💧** IP Rating IP20
- 🕒** Life Span 25 000 h
- 📏** Dimension $\phi 50 \times 55$ mm

A+
EQ.Watts:
6W=35W

6W COB

LED Spotlight MR16, GU5.3



EAN Code 6000K 3800156611689
EAN Code 4500K 3800156611696
EAN Code 2700K 3800156611702



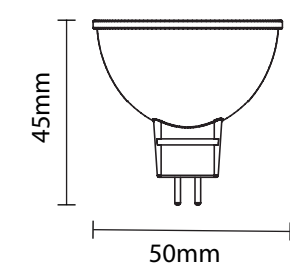
7W SMD

LED Spotlight MR16, GU5.3

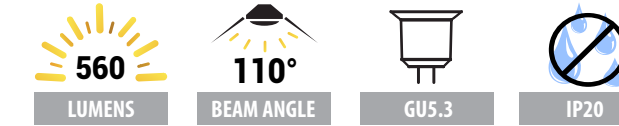


- P** Watts 7W
- ⚡** Input Voltage DC:12V
- ☀️** Flux 560 lm
- 📐** Beam Angle 110°
- Ra** CRI >80
- 💧** IP Rating IP20
- 🕒** Life Span 25 000 h
- 📏** Dimension $\phi 50 \times 45$ mm

A+
EQ.Watts:
7W=40W



- SKU No.**
- White Light **6000K** **SP1194**
 - Neutral White **4500K** **SP1195**
 - Warm White **2800K** **SP1196**
- Color temperature



EAN Code 6000K 3800156611948
EAN Code 4500K 3800156611955
EAN Code 2700K 3800156611962

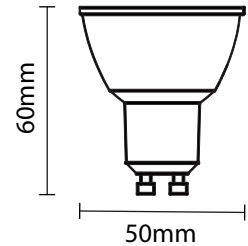


LED SPOTLIGHTS




- P** Watts: 4W
- Input Voltage**: AC:220-240V
- Flux**: 320 lm
- Beam Angle**: 50°
- Ra** CRI: >80
- IP Rating**: IP20
- Life Span**: 25 000 h
- Dimension**: φ50x60 mm

A+
EQ.Watts:
4W=25W



- SKU No.**
- White Light **SP1263 6000K**
 - Neutral White **SP1264 4500K**
 - Warm White **SP1265 2800K**
- Color temperature

4W COB LED Spotlight GU10

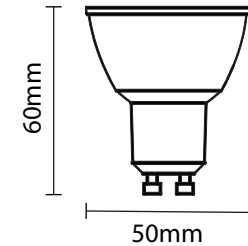


EAN Code 6000K [3800156612631](#)
 EAN Code 4500K [3800156612648](#)
 EAN Code 2700K [3800156612655](#)



LED SPOTLIGHTS

- SKU No.**
- White Light **SP1266 6000K**
 - Neutral White **SP1267 4500K**
 - Warm White **SP1268 2800K**
- Color temperature

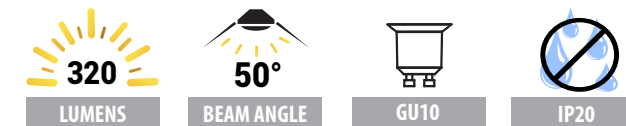


- P** Watts: 4W
- Input Voltage**: AC:220-240V
- Flux**: 320 lm
- Beam Angle**: 50°
- Ra** CRI: >80
- IP Rating**: IP20
- Life Span**: 25 000 h
- Dimension**: φ50x60 mm

A+
EQ.Watts:
4W=25W

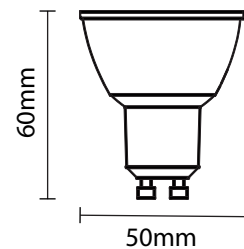


4W COB Dimmable LED Spotlight GU10



EAN Code 6000K [3800156612662](#)
 EAN Code 4500K [3800156612679](#)
 EAN Code 2700K [3800156612686](#)

- SKU No.**
- White Light **SP1269 6000K**
 - Neutral White **SP1270 4500K**
 - Warm White **SP1271 2800K**
- Color temperature



- P** Watts: 6W
- Input Voltage**: AC:220-240V
- Flux**: 480 lm
- Beam Angle**: 50°
- Ra** CRI: >80
- IP Rating**: IP20
- Life Span**: 25 000 h
- Dimension**: φ50x60 mm

A+
EQ.Watts:
6W=35W



6W COB LED Spotlight GU10

EAN Code 6000K [3800156612693](#)
 EAN Code 4500K [3800156612709](#)
 EAN Code 2700K [3800156612716](#)

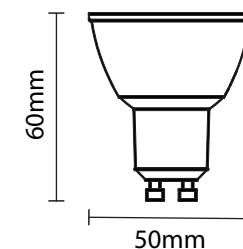


6W COB Dimmable LED Spotlight GU10

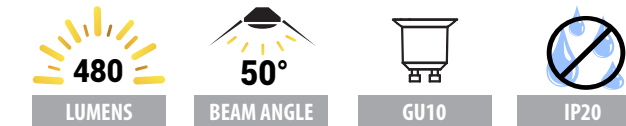


- P** Watts: 6W
- Input Voltage**: AC:220-240V
- Flux**: 480 lm
- Beam Angle**: 50°
- Ra** CRI: >80
- IP Rating**: IP20
- Life Span**: 25 000 h
- Dimension**: φ50x60 mm

A+
EQ.Watts:
6W=35W



- SKU No.**
- White Light **SP1272 6000K**
 - Neutral White **SP1273 4500K**
 - Warm White **SP1274 2800K**
- Color temperature



EAN Code 6000K [3800156612723](#)
 EAN Code 4500K [3800156612730](#)
 EAN Code 2700K [3800156612747](#)

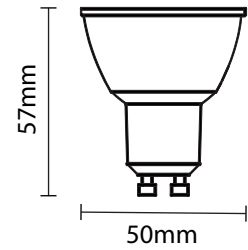


LED SPOTLIGHTS



| | | | |
|------------------------|-------------|--------------------|-----------|
| P Watts | 5W | Ra CRI | >80 |
| V Input Voltage | AC:175-265V | IP Rating | IP20 |
| F Flux | 480 lm | L Life Span | 25 000 h |
| B Beam Angle | 110° | D Dimension | φ50x57 mm |

A+
EQ.Watts:
5W=30W



| | |
|----------------|---------------|
| SKU No. | White Light |
| SP1929 | 6000K |
| | Neutral White |
| SP1930 | 4500K |
| | Warm White |
| SP1931 | 2800K |

Color temperature

5W SMD
LED Spotlight GU10

480 LUMENS **110°** BEAM ANGLE **GU10** **IP20**

EAN Code 6000K [3800156619296](#)
EAN Code 4500K [3800156619302](#)
EAN Code 2700K [3800156619319](#)

LED SPOTLIGHTS



SKU No.

White Light
6000K **SP1935**

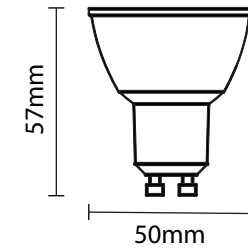
Neutral White
4500K **SP1936**

Warm White
2800K **SP1937**

Color temperature

| | | | |
|------------------------|-------------|--------------------|----------|
| P Watts | 5W | Ra CRI | >80 |
| V Input Voltage | AC:175-265V | IP Rating | IP20 |
| F Flux | 480 lm | L Life Span | 25 000 h |
| B Beam Angle | 38° | D Dimension | φ50x57mm |

A+
EQ.Watts:
5W=30W



EAN Code 6000K [3800156619357](#)
EAN Code 4500K [3800156619364](#)
EAN Code 2700K [3800156619371](#)

480 LUMENS **38°** BEAM ANGLE **GU10** **IP20**

5W SMD
LED Spotlight GU10

SKU No.

White Light
6000K **SP1932**

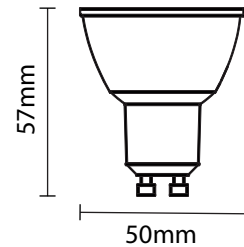
Neutral White
4500K **SP1933**

Warm White
2800K **SP1934**

Color temperature

| | | | |
|------------------------|-------------|--------------------|-----------|
| P Watts | 7W | Ra CRI | >80 |
| V Input Voltage | AC:175-265V | IP Rating | IP20 |
| F Flux | 560 lm | L Life Span | 25 000 h |
| B Beam Angle | 110° | D Dimension | φ50x57 mm |

A+
EQ.Watts:
7W=40W



7W SMD
LED Spotlight GU10



EAN Code 6000K [3800156619326](#)
EAN Code 4500K [3800156619333](#)
EAN Code 2700K [3800156619340](#)

560 LUMENS **110°** BEAM ANGLE **GU10** **IP20**

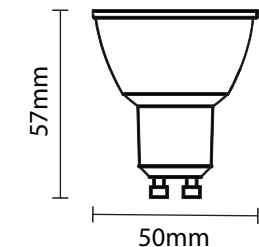


7W SMD
LED Spotlight GU10



| | | | |
|------------------------|-------------|--------------------|-----------|
| P Watts | 7W | Ra CRI | >80 |
| V Input Voltage | AC:175-265V | IP Rating | IP20 |
| F Flux | 560 lm | L Life Span | 25 000 h |
| B Beam Angle | 38° | D Dimension | φ50x57 mm |

A+
EQ.Watts:
7W=40W



| | |
|----------------|---------------|
| SKU No. | White Light |
| SP1938 | 6000K |
| | Neutral White |
| SP1939 | 4500K |
| | Warm White |
| SP1940 | 2800K |

Color temperature

EAN Code 6000K [3800156619388](#)
EAN Code 4500K [3800156619395](#)
EAN Code 2700K [3800156619401](#)

560 LUMENS **38°** BEAM ANGLE **GU10** **IP20**



LED SPOTLIGHTS



SKU No.

White Light
6000K SP1281

Neutral White
4500K SP1282

Warm White
2800K SP1283

Color temperature

- P** Watts 3W
- Input Voltage** AC:175-265V
- Flux** 240 lm
- Beam Angle** 110°
- Ra** CRI >80
- IP Rating** IP20
- Life Span** 25 000 h
- Dimension** φ50x60mm

A+
EQ.Watts:
3W=18W



EAN Code 6000K 3800156612815
EAN Code 4500K 3800156612822
EAN Code 2700K 3800156612839

240 LUMENS

110° BEAM ANGLE

GU10

IP20

3W SMD
LED Spotlight GU10

4W SMD LED Spotlight GU10

- P** Watts 4W
- Input Voltage** AC:175-265V
- Flux** 320 lm
- Beam Angle** 110°
- Ra** CRI >80
- IP Rating** IP20
- Life Span** 25 000 h
- Dimension** φ50x60 mm

A+
EQ.Watts:
4W=25W

SKU No.

Neutral White
SP1285 4500K

Warm White
SP1286 2800K

Color temperature



320 LUMENS

110° BEAM ANGLE

GU10

IP20

EAN Code 4500K 3800156612853
EAN Code 2700K 3800156612860



LED SPOTLIGHTS



SKU No.

Neutral White
SP1941 4500K

Warm White
SP1942 2800K

Color temperature

- P** Watts 7W
- Input Voltage** AC:175-265V
- Flux** 560 lm
- Beam Angle** 110°
- Ra** CRI >80
- IP Rating** IP20
- Life Span** 25 000 h
- Dimension** φ50x57 mm

A+
EQ.Watts:
7W=40W



560 LUMENS

110° BEAM ANGLE

GU10

IP20

7W SMD Dimmable
LED Spotlight GU10

EAN Code 4500K 3800156619418
EAN Code 2700K 3800156619425

SKU No.

Neutral White
4500K SP1943

Warm White
2800K SP1944

Color temperature

- P** Watts 7W
- Input Voltage** AC:175-265V
- Flux** 560 lm
- Beam Angle** 38°
- Ra** CRI >80
- IP Rating** IP20
- Life Span** 25 000 h
- Dimension** φ50x57mm

A+
EQ.Watts:
7W=40W

560 LUMENS

38° BEAM ANGLE

GU10

IP20

EAN Code 4500K 3800156619432
EAN Code 2700K 3800156619449



Dimmable



LED SPOTLIGHTS



ACCESSORIES GU10,MR16 FITTING



OT5070 WHITE BODY

Dimension $\phi 80 \times 29$ mm



OT5071 INOX BODY

Dimension $\phi 80 \times 29$ mm



OT5072 CHROME BODY

Dimension $\phi 80 \times 29$ mm



ACCESSORIES GU10,MR16 FITTING



OT5073 WHITE BODY

Dimension $83 \times 83 \times 29$ mm



OT5074 INOX BODY

Dimension $83 \times 83 \times 29$ mm



OT5075 CHROME BODY

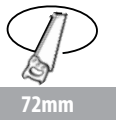
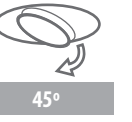
Dimension $83 \times 83 \times 29$ mm



LED SPOTLIGHTS



ACCESSORIES GU10,MR16 FITTING Adjustable



OT5170 WHITE BODY

Dimension $\phi 83 \times 29$ mm

OT5172 CHROME BODY

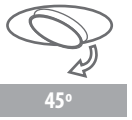
Dimension $\phi 83 \times 29$ mm

OT5171 INOX BODY

Dimension $\phi 83 \times 29$ mm



ACCESSORIES GU10,MR16 FITTING Adjustable



OT5076 WHITE BODY

Dimension $83 \times 83 \times 29$ mm



OT5077 INOX BODY

Dimension $83 \times 83 \times 29$ mm



OT5078 CHROME BODY

Dimension $83 \times 83 \times 29$ mm



LED SPOTLIGHTS



FIRE RATED FITTING
WITH GU10 SOCKET



FIRE RATED FITTING
WITH GU10 SOCKET
Adjustable



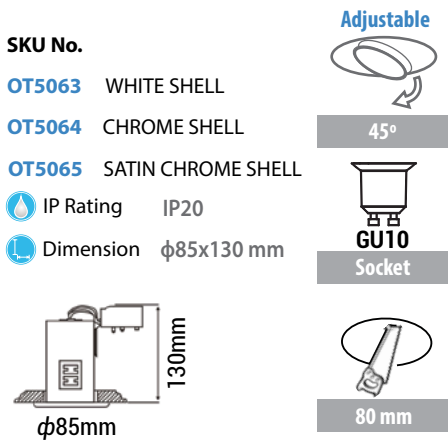
FIRE RATED FITTING IP65
WITH GU10 SOCKET



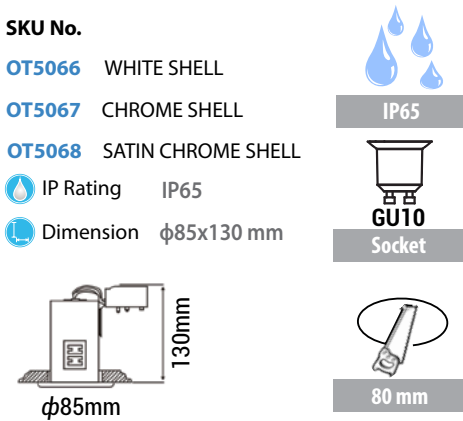
SKU No.
OT5060 WHITE SHELL
OT5061 CHROME SHELL
OT5062 SATIN CHROME SHELL
IP Rating IP20
Dimension $\phi 85 \times 110$ mm



SKU No.
OT5063 WHITE SHELL
OT5064 CHROME SHELL
OT5065 SATIN CHROME SHELL
IP Rating IP20
Dimension $\phi 85 \times 130$ mm




SKU No.
OT5066 WHITE SHELL
OT5067 CHROME SHELL
OT5068 SATIN CHROME SHELL
IP Rating IP65
Dimension $\phi 85 \times 130$ mm



LED SPOTLIGHTS



P Watts 6W
V Input Voltage AC:175-265V
F Flux 540 lm
B Beam Angle 40°
Ra CRI >80
IP Rating IP65
L Life Span 25 000 h
D Dimension $\phi 84 \times 67$ mm



With 3 magnetic replaceable covers

SKU No.

Neutral White
OT5042 4500K

Warm White
OT5041 2800K

Color temperature

A+
EQ.Watts:
6W=40W



540
LUMENS

40°
BEAM ANGLE

60 mm


IP65

EAN Code 4500K 3800156650428
EAN Code 2700K 3800156650411

FIRE RATED 6W COB LED
With 3 switchable bezels



P Watts 8W
V Input Voltage AC:175-265V
F Flux 570-630lm
B Beam Angle 40°
Ra CRI >80
IP Rating IP65
L Life Span 25 000 h
D Dimension $\phi 80 \times 80$ mm



With 3 magnetic replaceable covers

SKU No.

White Light
OT5043 to 6000K

Warm White
3000K

Color temperature

A+
EQ.Watts:
8W=50W



COLOR CHANGING KNOB : 3000-4500-6000K

From 570
LUMENS

40°
BEAM ANGLE

65 mm

IP65

EAN Code 3000-6000K 3800156650435

FIRE RATED 8W COB LED PF>0.9
COLOR CHANGING LED 3000 to 6000K



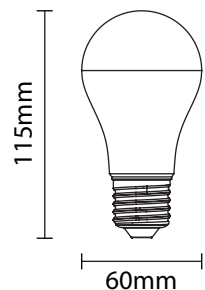
LED BULBS



7W E27 Premium LED BULB A60

| | | | |
|------------------------|-------------|--------------------|------------|
| P Watts | 7W | Ra CRI | >80 |
| V Input Voltage | AC:175-265V | IP Rating | IP20 |
| F Flux | 560 lm | L Life Span | 25 000 h |
| B Beam Angle | 270° | D Dimension | φ60x115 mm |

A+
EQ.Watts:
7W=45W



| | | | |
|----------------|---------------|-------|--------|
| SKU No. | White Light | 6000K | SP1715 |
| | Neutral White | 4500K | SP1716 |
| | Warm White | 2800K | SP1717 |

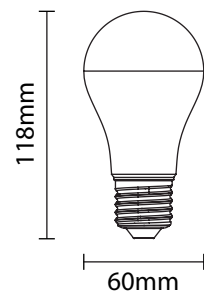
Color temperature

560 LUMENS **270°** BEAM ANGLE **E27** **IP20**

EAN Code 6000K 3800156617155
EAN Code 4500K 3800156617162
EAN Code 2700K 3800156617179

| | | | |
|----------------|---------------|-------|--------|
| SKU No. | White Light | 6000K | SP1718 |
| | Neutral White | 4500K | SP1719 |
| | Warm White | 2800K | SP1720 |

Color temperature



| | | | |
|------------------------|-------------|--------------------|------------|
| P Watts | 10W | Ra CRI | >80 |
| V Input Voltage | AC:175-265V | IP Rating | IP20 |
| F Flux | 806 lm | L Life Span | 25 000 h |
| B Beam Angle | 270° | D Dimension | φ60x118 mm |



A+
EQ.Watts:
10W=65W

10W E27 Premium LED BULB A60

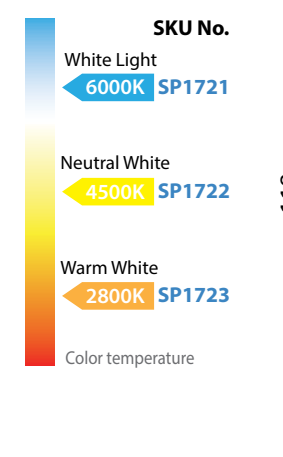


806 LUMENS **270°** BEAM ANGLE **E27** **IP20**

EAN Code 6000K 3800156617186
EAN Code 4500K 3800156617193
EAN Code 2700K 3800156617209



LED BULBS

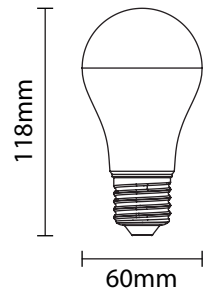


12W E27 Premium LED BULB A60

| | | | |
|------------------------|-------------|--------------------|-----------|
| P Watts | 12W | Ra CRI | >80 |
| V Input Voltage | AC:175-265V | IP Rating | IP20 |
| F Flux | 1055 lm | L Life Span | 25 000 h |
| B Beam Angle | 270° | D Dimension | φ60x118mm |



A+
EQ.Watts:
12W=75W



| | | | |
|----------------|---------------|-------|--------|
| SKU No. | White Light | 6000K | SP1721 |
| | Neutral White | 4500K | SP1722 |
| | Warm White | 2800K | SP1723 |

Color temperature

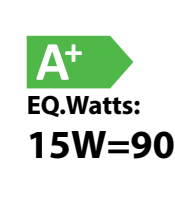
1055 LUMENS **270°** BEAM ANGLE **E27** **IP20**

EAN Code 6000K 3800156617216
EAN Code 4500K 3800156617223
EAN Code 2700K 3800156617230

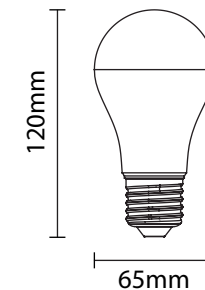
15W E27 Premium LED BULB A65



| | | | |
|------------------------|-------------|--------------------|------------|
| P Watts | 15W | Ra CRI | >80 |
| V Input Voltage | AC:175-265V | IP Rating | IP20 |
| F Flux | 1320 lm | L Life Span | 25 000 h |
| B Beam Angle | 270° | D Dimension | φ65x120 mm |



A+
EQ.Watts:
15W=90W



| | | | |
|----------------|---------------|-------|--------|
| SKU No. | White Light | 6000K | SP1724 |
| | Neutral White | 4500K | SP1725 |
| | Warm White | 2800K | SP1726 |

Color temperature

1320 LUMENS **270°** BEAM ANGLE **E27** **IP20**

EAN Code 6000K 3800156617247
EAN Code 4500K 3800156617254
EAN Code 2700K 3800156617261



LED BULBS

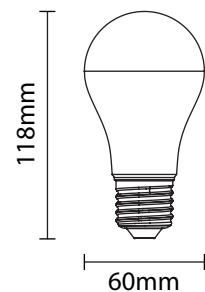


| | | | |
|------------------------|-------------|--------------------|------------|
| P Watts | 10W | Ra CRI | >80 |
| V Input Voltage | AC:175-265V | I IP Rating | IP20 |
| F Flux | 806 lm | L Life Span | 25 000 h |
| B Beam Angle | 270° | D Dimension | φ60x118 mm |

A+
EQ.Watts:
10W=65W

3PCS
BOX

5
YEARS
WARRANTY



| | |
|----------------|-------------------|
| SKU No. | White Light |
| SP1727 | 6000K |
| | Neutral White |
| SP1728 | 4500K |
| | Warm White |
| SP1729 | 2800K |
| | Color temperature |

10W E27 Premium
LED BULB A60 3PCS BOX

806 **270°** **E27** **IP20**
LUMENS BEAM ANGLE

EAN Code 6000K 3800156617278
EAN Code 4500K 3800156617285
EAN Code 2700K 3800156617292

LED BULBS



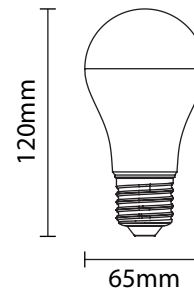
| | |
|---------------------|-------------------|
| SKU No. | White Light |
| 6000K SP1733 | |
| | Neutral White |
| 4500K SP1734 | |
| | Warm White |
| 2800K SP1735 | |
| | Color temperature |

| | | | |
|------------------------|-------------|--------------------|-----------|
| P Watts | 15W | Ra CRI | >80 |
| V Input Voltage | AC:175-265V | I IP Rating | IP20 |
| F Flux | 1320 lm | L Life Span | 25 000 h |
| B Beam Angle | 270° | D Dimension | φ65x120mm |

5
YEARS
WARRANTY

3PCS
BOX

A+
EQ.Watts:
15W=90W

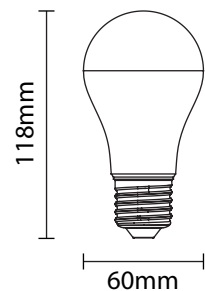


EAN Code 6000K 3800156617339
EAN Code 4500K 3800156617346
EAN Code 2700K 3800156617353

1320 **270°** **E27** **IP20**
LUMENS BEAM ANGLE

15W E27 Premium
LED BULB A65 3PCS BOX

| | |
|---------------------|-------------------|
| SKU No. | White Light |
| 6000K SP1730 | |
| | Neutral White |
| 4500K SP1731 | |
| | Warm White |
| 2800K SP1732 | |
| | Color temperature |



| | | | |
|------------------------|-------------|--------------------|------------|
| P Watts | 12W | Ra CRI | >80 |
| V Input Voltage | AC:175-265V | I IP Rating | IP20 |
| F Flux | 1055 lm | L Life Span | 25 000 h |
| B Beam Angle | 270° | D Dimension | φ60x118 mm |

5
YEARS
WARRANTY

3PCS
BOX

A+
EQ.Watts:
12W=75W

12W E27 Premium
LED BULB A60 3PCS BOX



EAN Code 6000K 3800156617308
EAN Code 4500K 3800156617315
EAN Code 2700K 3800156617322

1055 **270°** **E27** **IP20**
LUMENS BEAM ANGLE



Outdoor string light

14.4 meters

Total Length: 14.4 meters
Lamp Holder: 15 pieces E27 sockets
Distance between sockets: 0.9 m
LED Bulbs not included !

SKU No. OT5051
EAN Code 3800156650510



15 PCS **E27 SOCKETS** **IP65**

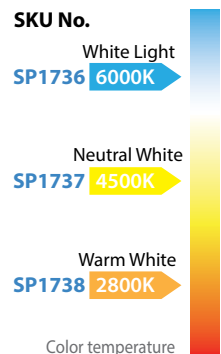
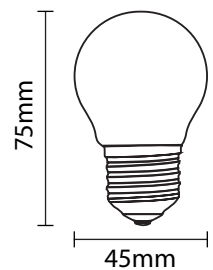


LED BULBS



| | | | |
|------------------------|-------------|--------------------|-----------|
| P Watts | 4W | Ra CRI | >80 |
| V Input Voltage | AC:175-265V | IP Rating | IP20 |
| F Flux | 320 lm | L Life Span | 25 000 h |
| B Beam Angle | 180° | D Dimension | φ45x75 mm |

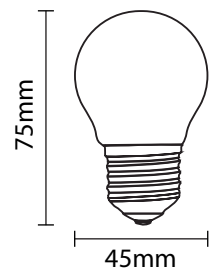

A+
EQ.Watts:
4W=25W



4W E27 Premium LED BULB G45

320 LUMENS **180°** BEAM ANGLE **E27** **IP20**

EAN Code 6000K [3800156617360](#)
EAN Code 4500K [3800156617377](#)
EAN Code 2700K [3800156617384](#)



| | | | |
|------------------------|-------------|--------------------|-----------|
| P Watts | 6W | Ra CRI | >80 |
| V Input Voltage | AC:175-265V | IP Rating | IP20 |
| F Flux | 480 lm | L Life Span | 25 000 h |
| B Beam Angle | 180° | D Dimension | φ45x75 mm |



A+
EQ.Watts:
6W=35W

6W E27 Premium LED BULB A60

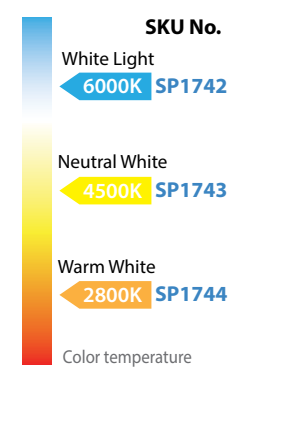


480 LUMENS **180°** BEAM ANGLE **E27** **IP20**

EAN Code 6000K [3800156617391](#)
EAN Code 4500K [3800156617407](#)
EAN Code 2700K [3800156617414](#)



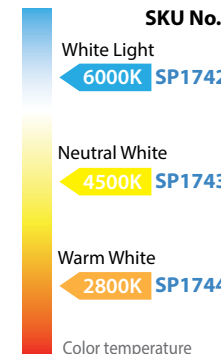

LED BULBS



| | | | |
|------------------------|-------------|--------------------|-----------|
| P Watts | 12W | Ra CRI | >80 |
| V Input Voltage | AC:175-265V | IP Rating | IP20 |
| F Flux | 1055 lm | L Life Span | 25 000 h |
| B Beam Angle | 240° | D Dimension | φ95x138mm |



A+
EQ.Watts:
12W=75W



EAN Code 6000K [3800156617421](#)
EAN Code 4500K [3800156617438](#)
EAN Code 2700K [3800156617445](#)

1055 LUMENS **240°** BEAM ANGLE **E27** **IP20**

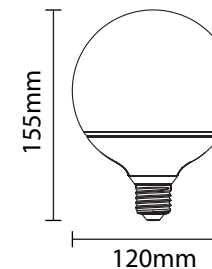
12W E27 Premium LED BULB G95

15W E27 Premium LED BULB G120

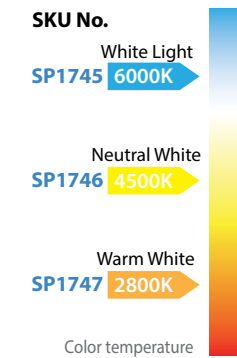


| | | | |
|------------------------|-------------|--------------------|-------------|
| P Watts | 15W | Ra CRI | >80 |
| V Input Voltage | AC:175-265V | IP Rating | IP20 |
| F Flux | 1320 lm | L Life Span | 25 000 h |
| B Beam Angle | 270° | D Dimension | φ120x155 mm |

A+
EQ.Watts:
15W=90W



1320 LUMENS **270°** BEAM ANGLE **E27** **IP20**



EAN Code 6000K [3800156617452](#)
EAN Code 4500K [3800156617469](#)
EAN Code 2700K [3800156617476](#)

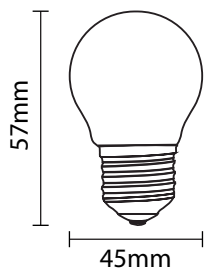


LED BULBS



| | | | |
|------------------------|-------------|--------------------|-----------|
| P Watts | 4W | Ra CRI | >80 |
| V Input Voltage | AC:175-265V | IP Rating | IP20 |
| F Flux | 320 lm | L Life Span | 25 000 h |
| B Beam Angle | 180° | D Dimension | φ45x57 mm |

A+
EQ.Watts:
4W=25W



| | |
|-------------------|--------------|
| SKU No. | |
| White Light | SP1838 6000K |
| Neutral White | SP1839 4500K |
| Warm White | SP1840 2800K |
| Color temperature | |

4W E27
LED BULB G45

320 LUMENS **180°** BEAM ANGLE **E27** **IP20**

EAN Code 6000K 3800156618381
EAN Code 4500K 3800156618398
EAN Code 2700K 3800156618404

LED BULBS



SKU No.

White Light
6000K SP1821

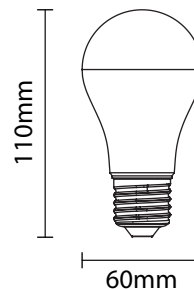
Neutral White
4500K SP1822

Warm White
2800K SP1823

Color temperature

| | | | |
|------------------------|------------|--------------------|-----------|
| P Watts | 5W | Ra CRI | >80 |
| V Input Voltage | AC:85-265V | IP Rating | IP20 |
| F Flux | 400 lm | L Life Span | 25 000 h |
| B Beam Angle | 270° | D Dimension | φ60x110mm |

A+
EQ.Watts:
5W=30W



EAN Code 6000K 3800156618213
EAN Code 4500K 3800156618220
EAN Code 2700K 3800156618237

400 LUMENS **270°** BEAM ANGLE **E27** **IP20**

5W E27
LED BULB A60

SKU No.

White Light
6000K SP1816

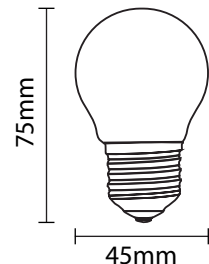
Neutral White
4500K SP1817

Warm White
2800K SP1818

Color temperature

| | | | |
|------------------------|-------------|--------------------|-----------|
| P Watts | 6W | Ra CRI | >80 |
| V Input Voltage | AC:175-265V | IP Rating | IP20 |
| F Flux | 480 lm | L Life Span | 25 000 h |
| B Beam Angle | 180° | D Dimension | φ45x75 mm |

A+
EQ.Watts:
6W=35W



6W E27
LED BULB G45

480 LUMENS **180°** BEAM ANGLE **E27** **IP20**

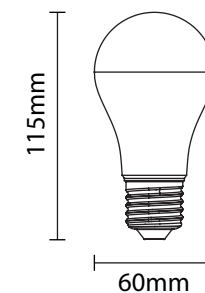
EAN Code 6000K 3800156618169
EAN Code 4500K 3800156618176
EAN Code 2700K 3800156618183



7W E27
LED BULB A60

| | | | |
|------------------------|------------|--------------------|------------|
| P Watts | 7W | Ra CRI | >80 |
| V Input Voltage | AC:85-265V | IP Rating | IP20 |
| F Flux | 560 lm | L Life Span | 25 000 h |
| B Beam Angle | 270° | D Dimension | φ60x115 mm |

A+
EQ.Watts:
7W=40W



| | |
|-------------------|--------------|
| SKU No. | |
| White Light | SP1824 6000K |
| Neutral White | SP1825 4500K |
| Warm White | SP1826 2800K |
| Color temperature | |

560 LUMENS **270°** BEAM ANGLE **E27** **IP20**

EAN Code 6000K 3800156618244
EAN Code 4500K 3800156618251
EAN Code 2700K 3800156618268

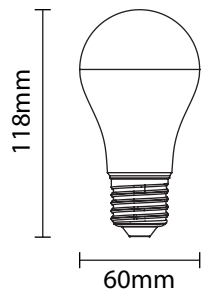


LED BULBS



| | | | |
|------------------------|-------------|--------------------|-----------|
| P Watts | 10W | Ra CRI | >80 |
| V Input Voltage | AC:175-265V | I IP Rating | IP20 |
| F Flux | 800 lm | L Life Span | 25 000 h |
| B Beam Angle | 270° | D Dimension | φ60x118mm |

A+
EQ.Watts:
10W=65W



| | |
|-------------------|--------------|
| SKU No. | |
| White Light | SP1827 6000K |
| Neutral White | SP1828 4500K |
| Warm White | SP1829 2800K |
| Color temperature | |

10W E27
LED BULB A60

800 LUMENS **270°** BEAM ANGLE **E27** **IP20**

EAN Code 6000K 3800156618275
EAN Code 4500K 3800156618282
EAN Code 2700K 3800156618299

LED BULBS



SKU No.

White Light
6000K SP1849

Neutral White
4500K SP1850

Warm White
2800K SP1830

Color temperature

| | | | |
|------------------------|------------|--------------------|-----------|
| P Watts | 10W | Ra CRI | >80 |
| V Input Voltage | AC:85-265V | I IP Rating | IP20 |
| F Flux | 800 lm | L Life Span | 25 000 h |
| B Beam Angle | 240° | D Dimension | φ60x110mm |

A+
EQ.Watts:
10W=65W



Dimmable

10W E27 Dimmable
LED BULB A60

800 LUMENS **240°** BEAM ANGLE **E27** **IP20**

EAN Code 6000K 3800156618497
EAN Code 4500K 3800156618503
EAN Code 2700K 3800156618305

SKU No.

White Light
6000K SP1831

Neutral White
4500K SP1832

Warm White
2800K SP1833

Color temperature

| | | | |
|------------------------|-------------|--------------------|------------|
| P Watts | 12W | Ra CRI | >80 |
| V Input Voltage | AC:175-265V | I IP Rating | IP20 |
| F Flux | 960 lm | L Life Span | 25 000 h |
| B Beam Angle | 270° | D Dimension | φ60x120 mm |

A+
EQ.Watts:
12W=75W

12W E27
LED BULB A60



EAN Code 6000K 3800156618312
EAN Code 4500K 3800156618329
EAN Code 2700K 3800156618336

960 LUMENS **270°** BEAM ANGLE **E27** **IP20**



12W E27 Dimmable
LED BULB A60



Dimmable

| | | | |
|------------------------|------------|--------------------|------------|
| P Watts | 12W | Ra CRI | >80 |
| V Input Voltage | AC:85-265V | I IP Rating | IP20 |
| F Flux | 960 lm | L Life Span | 25 000 h |
| B Beam Angle | 240° | D Dimension | φ60x120 mm |

A+
EQ.Watts:
12W=75W

SKU No.

White Light
SP1851 6000K

Neutral White
SP1852 4500K

Warm White
SP1834 2800K

Color temperature

EAN Code 6000K 3800156618510
EAN Code 4500K 3800156618527
EAN Code 2700K 3800156618343

960 LUMENS **240°** BEAM ANGLE **E27** **IP20**

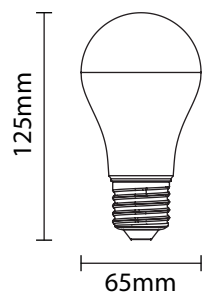


LED BULBS



| | | | |
|------------------------|-------------|--------------------|-----------|
| P Watts | 15W | Ra CRI | >80 |
| V Input Voltage | AC:175-265V | I IP Rating | IP20 |
| F Flux | 1200 lm | L Life Span | 25 000 h |
| B Beam Angle | 270° | D Dimension | φ65x125mm |

A+
EQ.Watts:
15W=90W



| | |
|-------------------|--------------|
| Model No. | |
| White Light | SP1835 6000K |
| Neutral White | SP1836 4500K |
| Warm White | SP1837 2800K |
| Color temperature | |

15W E27
LED BULB A65

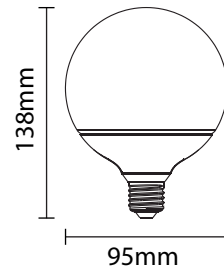
1200 LUMENS
270° BEAM ANGLE
E27
IP20

EAN Code 6000K 3800156618350
EAN Code 4500K 3800156618367
EAN Code 2700K 3800156618374

LED BULBS



| | |
|-------------------|--------------|
| Model No. | |
| White Light | SP1841 6000K |
| Neutral White | SP1842 4500K |
| Warm White | SP1843 2800K |
| Color temperature | |



| | | | |
|------------------------|------------|--------------------|-----------|
| P Watts | 12W | Ra CRI | >80 |
| V Input Voltage | AC:85-265V | I IP Rating | IP20 |
| F Flux | 1050 lm | L Life Span | 25 000 h |
| B Beam Angle | 240° | D Dimension | φ95x138mm |

A+
EQ.Watts:
12W=75W

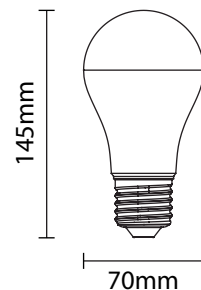


EAN Code 6000K 3800156618411
EAN Code 4500K 3800156618428
EAN Code 2700K 3800156618435

1050 LUMENS
240° BEAM ANGLE
E27
IP20

12W E27
LED BULB G95

| | |
|-------------------|--------------|
| Model No. | |
| White Light | SP1881 6000K |
| Neutral White | SP1882 4500K |
| Warm White | SP1883 2800K |
| Color temperature | |



| | | | |
|------------------------|-------------|--------------------|------------|
| P Watts | 18W | Ra CRI | >80 |
| V Input Voltage | AC:175-265V | I IP Rating | IP20 |
| F Flux | 1440 lm | L Life Span | 25 000 h |
| B Beam Angle | 270° | D Dimension | φ70x145 mm |

A+
EQ.Watts:
18W=110W



18W E27
LED BULB A70

EAN Code 6000K 3800156618817
EAN Code 4500K 3800156618824
EAN Code 2700K 3800156618831

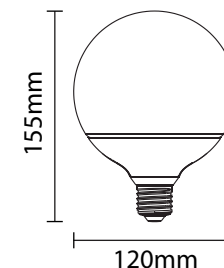
1440 LUMENS
270° BEAM ANGLE
E27
IP20



| | |
|-------------------|--------------|
| Model No. | |
| White Light | SP1845 6000K |
| Neutral White | SP1846 4500K |
| Warm White | SP1847 2800K |
| Color temperature | |

| | | | |
|------------------------|------------|--------------------|-------------|
| P Watts | 15W | Ra CRI | >80 |
| V Input Voltage | AC:85-265V | I IP Rating | IP20 |
| F Flux | 1380 lm | L Life Span | 25 000 h |
| B Beam Angle | 270° | D Dimension | φ120x155 mm |

A+
EQ.Watts:
15W=90W



1380 LUMENS
270° BEAM ANGLE
E27
IP20

EAN Code 6000K 3800156618459
EAN Code 4500K 3800156618466
EAN Code 2700K 3800156618473



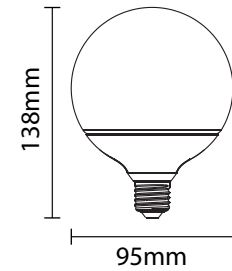
LED BULBS



Dimmable

| | | | |
|------------------------|-------------|--------------------|-----------|
| P Watts | 12W | Ra CRI | >80 |
| V Input Voltage | AC:175-265V | I IP Rating | IP20 |
| F Flux | 1050 lm | L Life Span | 25 000 h |
| B Beam Angle | 270° | D Dimension | φ95x138mm |

A+
EQ.Watts:
12W=75W



SKU No.

Warm White
SP1844 2800K

Color temperature

12W E27 Dimmable
LED BULB G95

1050 LUMENS

270° BEAM ANGLE

E27

IP20

EAN Code 2700K 3800156618442

LED BULBS



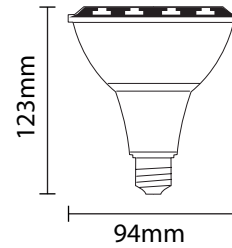
SKU No.

White Light
6000K SP1520

Neutral White
4500K SP1521

Warm White
2800K SP1522

Color temperature



| | | | |
|------------------------|-------------|--------------------|-----------|
| P Watts | 12W | Ra CRI | >80 |
| V Input Voltage | AC:220-240V | I IP Rating | IP20 |
| F Flux | 2300 lm | L Life Span | 25 000 h |
| B Beam Angle | 24° | D Dimension | φ94x123mm |

OSRAM
CHIP
A+
EQ.Watts:
30W=160W



EAN Code 6000K 3800156615205
EAN Code 4500K 3800156615212
EAN Code 2700K 3800156615229

2300 LUMENS

24° BEAM ANGLE

E27

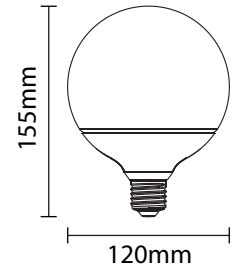
IP20

30W E27
LED BULB PAR30

SKU No.

Warm White
2800K SP1848

Color temperature



| | | | |
|------------------------|-------------|--------------------|------------|
| P Watts | 15W | Ra CRI | >80 |
| V Input Voltage | AC:175-265V | I IP Rating | IP20 |
| F Flux | 1380 lm | L Life Span | 25 000 h |
| B Beam Angle | 270° | D Dimension | φ120x155mm |

A+
EQ.Watts:
15W=90W

15W E27 Dimmable
LED BULB G120



Dimmable

EAN Code 2700K 3800156618480

1380 LUMENS

270° BEAM ANGLE

E27

IP20



8+2W E27
LED BULB MOSQUITO ZAPPER

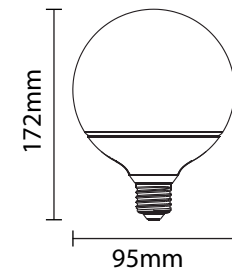


NEW

| | | | |
|------------------------|-------------|--------------------|------------|
| P Watts | 8+2W Zapper | Ra CRI | >80 |
| V Input Voltage | AC:100-265V | I IP Rating | IP20 |
| F Flux | 640 lm | L Life Span | 25 000 h |
| B Beam Angle | 180° | D Dimension | φ95x172 mm |

A+
EQ.Watts:
8W=90W

2W 
Anti Mosquito Zapper



SKU No.

Neutral White
SP1819 4500K

Color temperature

640 LUMENS

180° BEAM ANGLE

E27

IP20

EAN Code 4500K 3800156618190

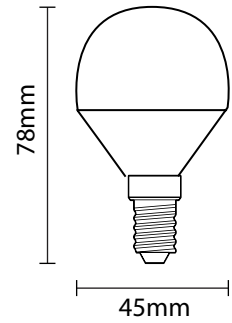


LED BULBS



- P** Watts: 6W
- Ra** CRI: >80
- V** Input Voltage: AC:175-265V
- I** IP Rating: IP20
- F** Flux: 480 lm
- L** Life Span: 25 000 h
- B** Beam Angle: 240°
- D** Dimension: φ45x78mm

A+
EQ.Watts:
6W=40W



- SKU No.**
- White Light **SP1753 6000K**
 - Neutral White **SP1754 4500K**
 - Warm White **SP1755 2800K**
- Color temperature

6W E14 Premium LED BULB P45

480 LUMENS

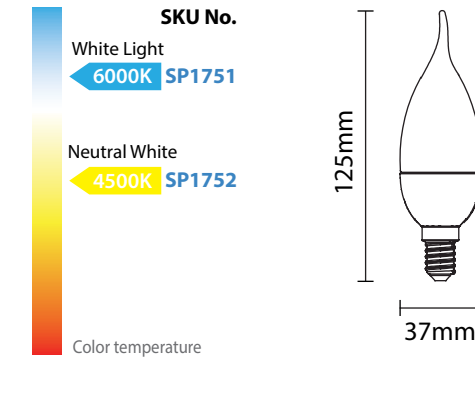
240° BEAM ANGLE

E14

IP20

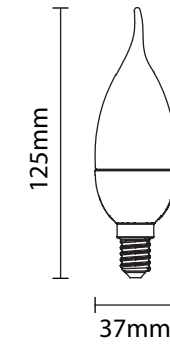
EAN Code 6000K [3800156617537](#)
 EAN Code 4500K [3800156617544](#)
 EAN Code 2700K [3800156617551](#)

LED BULBS



- P** Watts: 6W
- Ra** CRI: >80
- V** Input Voltage: AC:175-265V
- I** IP Rating: IP20
- F** Flux: 480 lm
- L** Life Span: 25 000 h
- B** Beam Angle: 180°
- D** Dimension: φ37x125mm

A+
EQ.Watts:
6W=40W



- SKU No.**
- White Light **SP1751 6000K**
 - Neutral White **SP1752 4500K**
 - Warm White **SP1753 2800K**
- Color temperature

6W E14 Premium LED BULB C37T



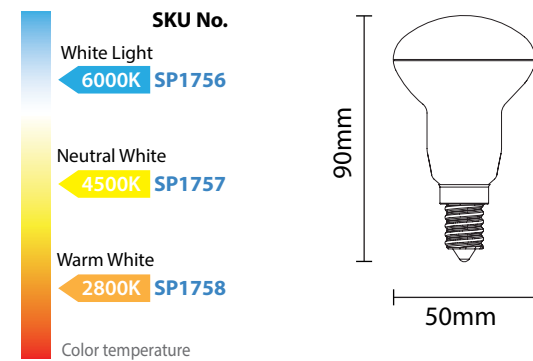
480 LUMENS

180° BEAM ANGLE

E14

IP20

EAN Code 6000K [3800156617513](#)
 EAN Code 4500K [3800156617520](#)



- P** Watts: 6W
- Ra** CRI: >80
- V** Input Voltage: AC:175-265V
- I** IP Rating: IP20
- F** Flux: 450 lm
- L** Life Span: 25 000 h
- B** Beam Angle: 180°
- D** Dimension: φ50x90mm



A+
EQ.Watts:
6W=40W

6W E14 Premium LED BULB R50



EAN Code 6000K [3800156617568](#)
 EAN Code 4500K [3800156617575](#)
 EAN Code 2700K [3800156617582](#)

450 LUMENS

180° BEAM ANGLE

E14

IP20

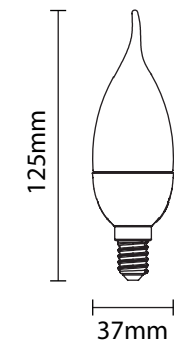


6W E14 LED BULB C37T



- P** Watts: 6W
- Ra** CRI: >80
- V** Input Voltage: AC:175-265V
- I** IP Rating: IP20
- F** Flux: 480 lm
- L** Life Span: 25 000 h
- B** Beam Angle: 180°
- D** Dimension: φ37x125mm

A+
EQ.Watts:
6W=40W



- SKU No.**
- White Light **SP1466 6000K**
 - Neutral White **SP1467 4500K**
 - Warm White **SP1468 2800K**
- Color temperature

480 LUMENS

180° BEAM ANGLE

E14

IP20

EAN Code 6000K [3800156614666](#)
 EAN Code 4500K [3800156614673](#)
 EAN Code 2700K [3800156614680](#)

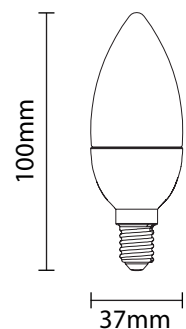


LED BULBS



| | | | |
|------------------------|------------|--------------------|-----------|
| P Watts | 3W | Ra CRI | >80 |
| V Input Voltage | AC:86-265V | I IP Rating | IP20 |
| F Flux | 240 lm | L Life Span | 25 000 h |
| B Beam Angle | 180° | D Dimension | φ37x100mm |

A+
EQ.Watts:
3W=18W



| | |
|-------------------|---------------------|
| SKU No. | |
| White Light | SP1454 6000K |
| Neutral White | SP1455 4500K |
| Warm White | SP1456 2800K |
| Color temperature | |

3W E14
LED BULB C37

240 LUMENS **180°** BEAM ANGLE **E14** **IP20**

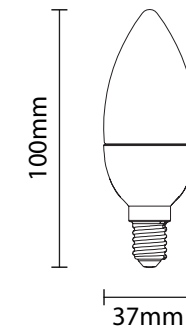
EAN Code 6000K [3800156614543](#)
EAN Code 4500K [3800156614550](#)
EAN Code 2700K [3800156614567](#)

LED BULBS



| | | | |
|------------------------|------------|--------------------|-----------|
| P Watts | 6W | Ra CRI | >80 |
| V Input Voltage | AC:86-265V | I IP Rating | IP20 |
| F Flux | 480 lm | L Life Span | 25 000 h |
| B Beam Angle | 180° | D Dimension | φ37x100mm |

A+
EQ.Watts:
6W=40W



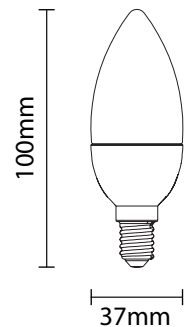
| | |
|-------------------|---------------------|
| SKU No. | |
| White Light | SP1460 6000K |
| Neutral White | SP1461 4500K |
| Warm White | SP1462 2800K |
| Color temperature | |

6W E14
LED BULB C37

480 LUMENS **180°** BEAM ANGLE **E14** **IP20**

EAN Code 6000K [3800156614604](#)
EAN Code 4500K [3800156614611](#)
EAN Code 2700K [3800156614628](#)

| | |
|-------------------|---------------------|
| SKU No. | |
| White Light | 6000K SP1457 |
| Neutral White | 4500K SP1458 |
| Warm White | 2800K SP1459 |
| Color temperature | |



| | | | |
|------------------------|------------|--------------------|-----------|
| P Watts | 4W | Ra CRI | >80 |
| V Input Voltage | AC:86-265V | I IP Rating | IP20 |
| F Flux | 320 lm | L Life Span | 25 000 h |
| B Beam Angle | 180° | D Dimension | φ37x100mm |

A+
EQ.Watts:
4W=25W



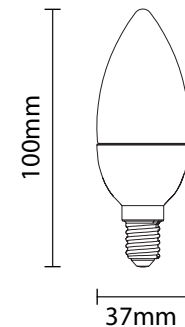
4W E14
LED BULB C37

320 LUMENS **180°** BEAM ANGLE **E14** **IP20**

EAN Code 6000K [3800156614574](#)
EAN Code 4500K [3800156614581](#)
EAN Code 2700K [3800156614598](#)



| | |
|-------------------|---------------------|
| SKU No. | |
| White Light | 6000K SP1464 |
| Neutral White | 4500K SP1465 |
| Warm White | 2800K SP1463 |
| Color temperature | |



| | | | |
|------------------------|------------|--------------------|-----------|
| P Watts | 6W | Ra CRI | >80 |
| V Input Voltage | AC:86-265V | I IP Rating | IP20 |
| F Flux | 480 lm | L Life Span | 25 000 h |
| B Beam Angle | 180° | D Dimension | φ37x100mm |

A+
EQ.Watts:
6W=40W



Dimmable



6W DIMMABLE E14
LED BULB C37

480 LUMENS **180°** BEAM ANGLE **E14** **IP20**

EAN Code 6000K [3800156614642](#)
EAN Code 4500K [3800156614659](#)
EAN Code 2700K [3800156614635](#)

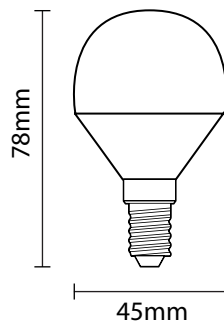


LED BULBS



| | | | |
|------------------------|-------------|--------------------|----------|
| P Watts | 4W | Ra CRI | >80 |
| V Input Voltage | AC:175-265V | D IP Rating | IP20 |
| F Flux | 320 lm | L Life Span | 25 000 h |
| B Beam Angle | 240° | D Dimension | φ45x78mm |

A+
EQ.Watts:
4W=25W



| | |
|-------------------|--------------|
| SKU No. | |
| White Light | SP1451 6000K |
| Neutral White | SP1452 4500K |
| Warm White | SP1453 2800K |
| Color temperature | |

4W E14
LED BULB G45

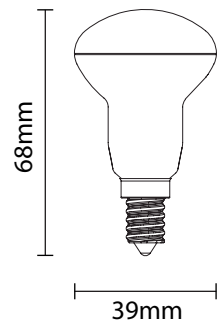
320 LUMENS **240°** BEAM ANGLE E14 IP20

EAN Code 6000K 3800156614512
EAN Code 4500K 3800156614529
EAN Code 2700K 3800156614536

LED BULBS



| | |
|-------------------|--------------|
| SKU No. | |
| White Light | 6000K SP1487 |
| Neutral White | 4500K SP1488 |
| Warm White | 2800K SP1489 |
| Color temperature | |



| | | | |
|------------------------|-------------|--------------------|----------|
| P Watts | 4W | Ra CRI | >80 |
| V Input Voltage | AC:175-265V | D IP Rating | IP20 |
| F Flux | 300 lm | L Life Span | 25 000 h |
| B Beam Angle | 200° | D Dimension | φ39x68mm |

A+
EQ.Watts:
4W=25W

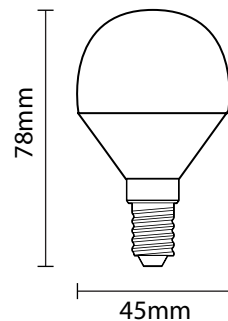


EAN Code 6000K 3800156614871
EAN Code 4500K 3800156614888
EAN Code 2700K 3800156614895

300 LUMENS **200°** BEAM ANGLE E14 IP20

4W E14
LED BULB R39

| | |
|-------------------|--------------|
| SKU No. | |
| White Light | 6000K SP1447 |
| Neutral White | 4500K SP1448 |
| Warm White | 2800K SP1449 |
| Color temperature | |



| | | | |
|------------------------|-------------|--------------------|----------|
| P Watts | 6W | Ra CRI | >80 |
| V Input Voltage | AC:175-265V | D IP Rating | IP20 |
| F Flux | 480 lm | L Life Span | 25 000 h |
| B Beam Angle | 240° | D Dimension | φ45x78mm |

A++
EQ.Watts:
6W=35W



6W E14
LED BULB G45

EAN Code 6000K 3800156614475
EAN Code 4500K 3800156614482
EAN Code 2700K 3800156614499

480 LUMENS **240°** BEAM ANGLE E14 IP20



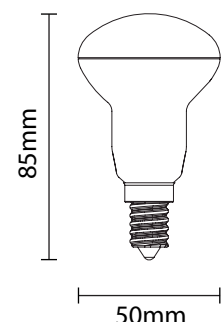
6W E14
LED BULB R50

| | | | |
|------------------------|-------------|--------------------|-----------|
| P Watts | 6W | Ra CRI | >80 |
| V Input Voltage | AC:170-265V | D IP Rating | IP20 |
| F Flux | 480 lm | L Life Span | 25 000 h |
| B Beam Angle | 180° | D Dimension | φ50x85 mm |

A+
EQ.Watts:
6W=35W



480 LUMENS **180°** BEAM ANGLE E14 IP20



| | |
|-------------------|--------------|
| SKU No. | |
| White Light | SP1438 6000K |
| Neutral White | SP1439 4500K |
| Warm White | SP1440 2800K |
| Color temperature | |

EAN Code 6000K 3800156614383
EAN Code 4500K 3800156614390
EAN Code 2700K 3800156614406



LED BULBS HIGH POWER



NEW



HIGH LUMEN
270° BEAM ANGLE
SAVE 80% ENERGY
IP20

A+

| | | |
|---------------------------------------------------------------------------------------------------------------|---------------------------------------------------------------------------------------------------------------|---------------------------------------------------------------------------------------------------------------|
| 25W T100 2300 LUMENS SP1891 White Light 6000K SP1892 Neutral Light 4500K | 35W T120 3200 LUMENS SP1894 White Light 6000K SP1895 Neutral Light 4500K | 45W T140 4100 LUMENS SP1897 White Light 6000K SP1898 Neutral Light 4500K |
|---------------------------------------------------------------------------------------------------------------|---------------------------------------------------------------------------------------------------------------|---------------------------------------------------------------------------------------------------------------|

LED BULBS E27 HIGH POWER

| | LED BULB E27 T100 | LED BULB E27 T120 | LED BULB E27 T140 |
|----------------------|-------------------|-------------------|-------------------|
| Model No. | SP1891/SP1892 | SP1894/SP1895 | SP1897/SP1898 |
| Watts | 25W | 35W | 45W |
| Input Voltage | AC:175-265V | AC:175-265V | AC:175-265V |
| Flux | 2300 lm | 3200 lm | 4100 lm |
| Beam Angle | 270° | 270° | 270° |
| Light Color | WH/NW | WH/NW | WH/NW |
| CRI | >80 | >80 | >80 |
| IP Rating | IP20 | IP20 | IP20 |
| Life Span | 25 000 h | 25 000 h | 25 000 h |
| Dimension | φ100x185 mm | φ120x223mm | φ140x86 mm |



LED FILAMENT BULBS



GOLDEN GLASS

4W Filament LED BULB E27
SP1870 Warm Light **2800K**

400 LUMENS
300° BEAM ANGLE
E27
IP20



GOLDEN GLASS

6.5W Filament LED BULB E27
SP1871 Warm Light **2800K**

810 LUMENS
300° BEAM ANGLE
E27
IP20



5W Filament LED BULB 14
SP1872 Warm Light **2800K**

600 LUMENS
70° BEAM ANGLE
E14
IP20

| | 4W FILAMENT ST64 E27 | 6.5W FILAMENT ST64 E27 | 5W FILAMENT R50 E14 |
|----------------------|----------------------|------------------------|---------------------|
| Model No. | SP1870 | SP1871 | SP1872 |
| Watts | 4W | 6.5W | 5W |
| Input Voltage | AC:175-265V | AC:175-265V | AC:175-265V |
| Flux | 400 lm | 810 lm | 600 lm |
| Beam Angle | 300° | 300° | 70° |
| Light Color | WARM LIGHT | WARM LIGHT | WARM LIGHT |
| CRI | >80 | >80 | >80 |
| IP Rating | IP20 | IP20 | IP20 |
| Life Span | 25 000 h | 25 000 h | 25 000 h |
| Dimension | φ58x139 mm | φ58x139 mm | φ50x86 mm |

SKU No.

SP1870 Warm White **2800K**
SP1871
SP1872

Color temperature



LED FILAMENT BULBS



200 LUMENS

2W Filament
LED BULB G45 E27


SP1864 White Light 6000K
SP1865 Neutral Light 4500K
SP1866 Warm Light 2700K



400 LUMENS

4W Filament
LED BULB G45 E27

SP1867 White Light 6000K
SP1868 Neutral Light 4500K
SP1869 Warm Light 2700K



E27



400 LUMENS

4W Filament
LED BULB G125 E27

SP1863 Neutral Light 4500K
SP1862 Warm Light 2700K



810 LUMENS

6.5W Filament
LED BULB G125 E27

SP1861 Neutral Light 4500K
SP1860 Warm Light 2700K

LED FILAMENT BULBS



400 LUMENS

4W Filament
LED BULB A60 E27


SP1857 White Light 6000K
SP1858 Neutral Light 4500K
SP1859 Warm Light 2700K



600 LUMENS

5W Filament
LED BULB A60 E27

SP1854 White Light 6000K
SP1855 Neutral Light 4500K
SP1856 Warm Light 2700K



E27



810 LUMENS

6.5W Filament
LED BULB G125 E27

SP1873 White Light 6000K
SP1874 Neutral Light 4500K
SP1875 Warm Light 2700K



600 LUMENS



6W Filament Dimmable
LED BULB G125 E27

SP1853 Warm Light 2700K

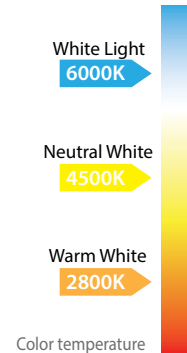
2W FILAMENT G45 E27

4W FILAMENT G45 E27

4W FILAMENT G125 E27

6.5W FILAMENT G125 E27

| Model No. | SP1864/SP1865/SP1866 | SP1867/SP1868/SP1869 | SP1863/SP1862 | SP1861/SP1860 |
|---------------|----------------------|----------------------|---------------|---------------|
| Watts | 2W | 4W | 4W | 6.5W |
| Input Voltage | AC:175-265V | AC:175-265V | AC:175-265V | AC:175-265V |
| Flux | 200 lm | 400 lm | 400 lm | 810 lm |
| Beam Angle | 300° | 300° | 300° | 300° |
| Light Color | WH/NW/WW | WH/NW/WW | NW/WW | NW/WW |
| CRI | >80 | >80 | >80 | >80 |
| IP Rating | IP20 | IP20 | IP20 | IP20 |
| Life Span | 25 000 h | 25 000 h | 25 000 h | 25 000 h |
| Dimension | φ45x78 mm | φ45x78 mm | φ125x165 mm | φ125x165 mm |



4W FILAMENT A60 E27

5W FILAMENT A60 E27

6.5W FILAMENT A60 E27


6W FILAMENT A60 E27

| Model No. | SP1857/SP1858/SP1859 | SP1854/SP1855/SP1856 | SP1873/SP1874/SP1875 | SP1853 |
|---------------|----------------------|----------------------|----------------------|-------------|
| Watts | 4W | 5W | 6.5W | 6W |
| Input Voltage | AC:175-265V | AC:175-265V | AC:175-265V | AC:175-265V |
| Flux | 400 lm | 600 lm | 810 lm | 600 lm |
| Beam Angle | 300° | 300° | 300° | 300° |
| Light Color | WH/NW/WW | WH/NW/WW | NW/WW | WARM LIGHT |
| CRI | >80 | >80 | >80 | >80 |
| IP Rating | IP20 | IP20 | IP20 | IP20 |
| Life Span | 25 000 h | 25 000 h | 25 000 h | 25 000 h |
| Dimension | φ60x106 mm | φ60x106 mm | φ60x106 mm | φ60x106 mm |



LED FILAMENT BULBS






4W Filament LED BULB C35

SP1470 White Light 6000K
SP1471 Neutral Light 4500K
SP1472 Warm Light 2700K



4W Filament Dimmable LED BULB C35

SP1473 Warm Light 2800K



4W Filament LED BULB C35T

SP1480 White Light 6000K
SP1481 Neutral Light 4500K
SP1482 Warm Light 2700K

400 LUMENS

300° BEAM ANGLE

E14

IP20

400 LUMENS

300° BEAM ANGLE

E14

IP20

320 LUMENS

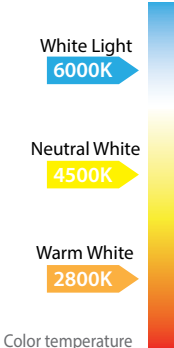
300° BEAM ANGLE

E14

IP20

| Model No. | 4W FILAMENT C35 E14 | 4W FILAMENT Dimmable C35 E14 | 4W FILAMENT C35T E14 |
|---------------|----------------------|------------------------------|----------------------|
| Model No. | SP1470/SP1471/SP1472 | SP1473 | SP1480/SP1481/SP1482 |
| Watts | 4W | 4W | 4W |
| Input Voltage | AC:175-265V | AC:175-265V | AC:175-265V |
| Flux | 400 lm | 400 lm | 400 lm |
| Beam Angle | 300° | 300° | 300° |
| Light Color | WH/NW/WW | WARM LIGHT | WH/NW/WW |
| CRI | >80 | >80 | >80 |
| IP Rating | IP20 | IP20 | IP20 |
| Life Span | 25 000 h | 25 000 h | 25 000 h |
| Dimension | φ35x98 mm | φ35x98 mm | φ35x115 mm |

Color temperature



White Light 6000K
Neutral White 4500K
Warm White 2800K




LED FILAMENT BULBS



SKU No.

White Light 6000K SP1474
Neutral White 4500K SP1475
Warm White 2800K SP1476

Color temperature



78mm
45mm

Watts 2W
Input Voltage AC:175-265V
Flux 200 lm
Beam Angle 300°

CRI >80
IP Rating IP20
Life Span 25 000 h
Dimension φ45x78mm

A++
EQ.Watts: 2W=18W

200 LUMENS

300° BEAM ANGLE


E14

IP20

2W E14 LED BULB G45

EAN Code 6000K 3800156614741
EAN Code 4500K 3800156614758
EAN Code 2700K 3800156614765

4W E14 LED BULB G45



Watts 4W
Input Voltage AC:85-265V
Flux 400 lm
Beam Angle 300°

CRI >80
IP Rating IP20
Life Span 25 000 h
Dimension φ45x78 mm

A++
EQ.Watts: 4W=30W

SKU No.

White Light SP1477 6000K
Neutral White SP1478 4500K
Warm White SP1479 2800K

Color temperature

400 LUMENS

300° BEAM ANGLE

E14

IP20

78mm

45mm

EAN Code 6000K 3800156614772
EAN Code 4500K 3800156614789
EAN Code 2700K 3800156614796

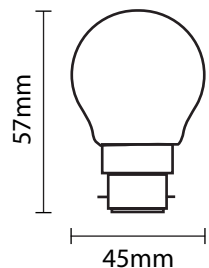


LED BULBS



| | | | |
|------------------------|-------------|--------------------|-----------|
| P Watts | 5W | Ra CRI | >80 |
| V Input Voltage | AC:175-240V | I IP Rating | IP20 |
| F Flux | 400 lm | L Life Span | 25 000 h |
| B Beam Angle | 180° | D Dimension | φ45x57 mm |

A++
EQ.Watts:
5W=35W



| | |
|-------------------|--------------|
| SKU No. | |
| White Light | SP1901 6000K |
| Neutral White | SP1902 4500K |
| Warm White | SP1903 2800K |
| Color temperature | |

5W B22
LED BULB G45

400 LUMENS **180°** BEAM ANGLE **B22** **IP20**

EAN Code 6000K 3800156619012
EAN Code 4500K 3800156619029
EAN Code 2700K 3800156619036

LED BULBS



SKU No.

White Light
6000K SP1907

Neutral White
4500K SP1908

Warm White
2800K SP1909

Color temperature

| | | | |
|------------------------|-------------|--------------------|-----------|
| P Watts | 10W | Ra CRI | >80 |
| V Input Voltage | AC:170-265V | I IP Rating | IP20 |
| F Flux | 800 lm | L Life Span | 25 000 h |
| B Beam Angle | 180° | D Dimension | φ60x110mm |

A++
EQ.Watts:
10W=70W



800 LUMENS **180°** BEAM ANGLE **B22** **IP20**

EAN Code 6000K 3800156619074
EAN Code 4500K 3800156619081
EAN Code 2700K 3800156619098

10W B22
LED BULB A60

SKU No.

White Light
6000K SP1904

Neutral White
4500K SP1905

Warm White
2800K SP1906

Color temperature

| | | | |
|------------------------|-------------|--------------------|------------|
| P Watts | 7W | Ra CRI | >80 |
| V Input Voltage | AC:175-240V | I IP Rating | IP20 |
| F Flux | 520 lm | L Life Span | 25 000 h |
| B Beam Angle | 180° | D Dimension | φ60x110 mm |

A++
EQ.Watts:
7W=45W

7W B22
LED BULB A60



520 LUMENS **180°** BEAM ANGLE **B22** **IP20**

EAN Code 6000K 3800156619043
EAN Code 4500K 3800156619050
EAN Code 2700K 3800156619067



12W B22
LED BULB A60

| | | | |
|------------------------|-------------|--------------------|-----------|
| P Watts | 12W | Ra CRI | >80 |
| V Input Voltage | AC:170-265V | I IP Rating | IP20 |
| F Flux | 960 lm | L Life Span | 25 000 h |
| B Beam Angle | 180° | D Dimension | φ60x110mm |

A++
EQ.Watts:
12W=90W



960 LUMENS **180°** BEAM ANGLE **B22** **IP20**

SKU No.

White Light
6000K SP1911

Neutral White
4500K SP1912

Warm White
2800K SP1913

Color temperature

EAN Code 6000K 3800156619111
EAN Code 4500K 3800156619128
EAN Code 2700K 3800156619135



LED BULBS



| | |
|---------------|-------------|
| Model No. | SP1910 |
| Watts | 10W |
| Input Voltage | AC:175-240V |
| Flux | 800 lm |
| Beam Angle | 180° |
| CRI | >80 |
| IP Rating | IP20 |
| Life Span | 25 000 h |
| Dimension | φ60x110mm |

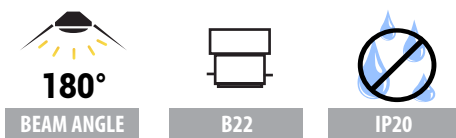


| | |
|---------------|-------------|
| Model No. | SP1914 |
| Watts | 12W |
| Input Voltage | AC:175-240V |
| Flux | 960 lm |
| Beam Angle | 180° |
| CRI | >80 |
| IP Rating | IP20 |
| Life Span | 25 000 h |
| Dimension | φ60x110mm |



10W Dimmable B22 LED BULB A60

12W Dimmable B22 LED BULB A60



LED BULBS



| | | |
|----------------------------|---------------|----------------------|
| SKU No. | Model No. | SP1950/SP1951/SP1952 |
| White Light 6000K SP1950 | Watts | 6W |
| Neutral White 4500K SP1951 | Input Voltage | AC:175-240V |
| Warm White 2800K SP1952 | Flux | 480 lm |
| Warm White 2800K SP1953 | Beam Angle | 180° |
| | CRI | >80 |
| | IP Rating | IP20 |
| | Life Span | 25 000 h |
| | Dimension | φ37x90mm |



480 LUMENS



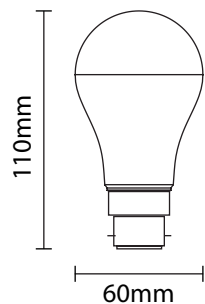
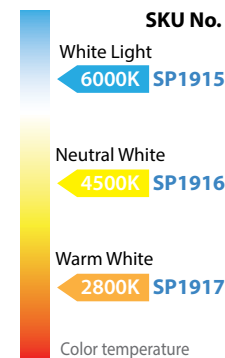
6W B22 LED BULB C37

| | |
|---------------|-------------|
| Model No. | SP1953 |
| Watts | 6W |
| Input Voltage | AC:175-240V |
| Flux | 480 lm |
| Beam Angle | 180° |
| CRI | >80 |
| IP Rating | IP20 |
| Life Span | 25 000 h |
| Dimension | φ37x90mm |



480 LUMENS

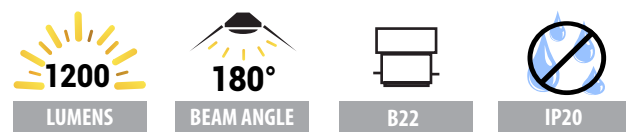
6W Dimmable B22 LED BULB C37



| | | | |
|---------------|-------------|-----------|------------|
| Watts | 15W | CRI | >80 |
| Input Voltage | AC:175-240V | IP Rating | IP20 |
| Flux | 1200 lm | Life Span | 25 000 h |
| Beam Angle | 180° | Dimension | φ60x110 mm |

A+
EQ.Watts:
15W=110W

15W B22 LED BULB A60



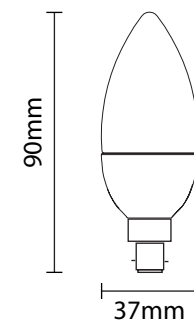
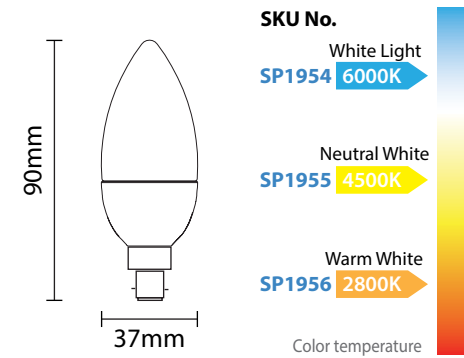
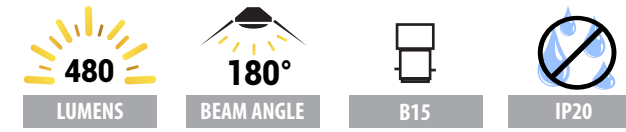
EAN Code 6000K 3800156619159
EAN Code 4500K 3800156619166
EAN Code 2700K 3800156619173

6W B15 LED BULB C37



| | | | |
|---------------|-------------|-----------|----------|
| Watts | 6W | CRI | >80 |
| Input Voltage | AC:170-265V | IP Rating | IP20 |
| Flux | 480 lm | Life Span | 25 000 h |
| Beam Angle | 180° | Dimension | φ37x90mm |

A++
EQ.Watts:
6W=40W



EAN Code 6000K 3800156619548
EAN Code 4500K 3800156619555
EAN Code 2700K 3800156619562



LED TUBES



A+

9W
1050
LUMENS

60CM
SIZE

18W
2150
LUMENS

120CM
SIZE

22W
2650
LUMENS

150CM
SIZE

LED TUBE T8

NANO PLASTIC
ONE SIDE POWER



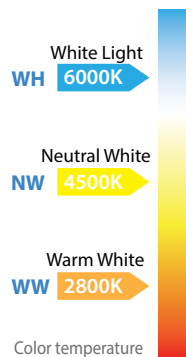
| | | | | | | | | |
|--------|---------------|-------|--------|---------------|-------|--------|---------------|-------|
| TU5511 | White Light | 6000K | TU5514 | White Light | 6000K | TU5517 | White Light | 6000K |
| TU5512 | Neutral Light | 4500K | TU5515 | Neutral Light | 4500K | TU5518 | Neutral Light | 4500K |
| TU5513 | Warm Light | 2700K | TU5516 | Warm Light | 2700K | TU5519 | Warm Light | 2700K |

9W LED TUBE 60CM

18W LED TUBE 120CM

22W LED TUBE 150CM

| SKU No. | TU5511/TU5512/TU5513 | TU5514/TU5515/TU5516 | TU5517/TU5518/TU5519 |
|---------------|----------------------|----------------------|----------------------|
| Watts | 9W | 18W | 22W |
| Input Voltage | AC:175-240V | AC:175-240V | AC:175-240V |
| Flux | 1050 lm | 2150 lm | 2650 lm |
| Beam Angle | 270° | 270° | 270° |
| Light Color | WH/NW/WW | WH/NW/WW | WH/NW/WW |
| CRI | >80 | >80 | >80 |
| IP Rating | IP20 | IP20 | IP20 |
| Life Span | 25 000 h | 25 000 h | 25 000 h |
| Dimension | φ28x600 mm | φ28x1200 mm | φ28x1500 mm |



| | | | |
|----------------|---------------|---------------|---------------|
| EAN Code 6000K | 3800156655119 | 3800156655140 | 3800156655171 |
| EAN Code 4500K | 3800156655126 | 3800156655157 | 3800156655188 |
| EAN Code 2700K | 3800156655133 | 3800156655164 | 3800156655195 |



LED TUBES



4W T5
320
LUMENS

31CM
SIZE

8W T5
640
LUMENS

57CM
SIZE

12W T5
960
LUMENS

87CM
SIZE

16W T5
1280
LUMENS

117CM
SIZE

20W T5
1600
LUMENS

145CM
SIZE

A+



LED TUBE T5

MAT

4W T5 TUBE 31 CM

8W T5 TUBE 57 CM

12W T5 TUBE 87 CM

16W T5 TUBE 117 CM

20W T5 TUBE 145 CM

| SKU No. | TU5653/TU5645/TU5655 | TU5654/TU5646/TU5656 | TU5652/TU5647/TU5657 | TU5651/TU5648/TU5658 | TU5650/TU5649/TU5659 |
|---------------|----------------------|----------------------|----------------------|----------------------|----------------------|
| Watts | 4W | 8W | 12W | 16W | 20W |
| Input Voltage | AC:220V | AC:220V | AC:220V | AC:220V | AC:220V |
| Flux | 320 lm | 640 lm | 960 lm | 1280 lm | 1600 lm |
| Beam Angle | 200° | 200° | 200° | 200° | 200° |
| Light Color | WH/NW/WW | WH/NW/WW | WH/NW/WW | WH/NW/WW | WH/NW/WW |
| CRI | >80 | >80 | >80 | >80 | >80 |
| IP Rating | IP20 | IP20 | IP20 | IP20 | IP20 |
| Life Span | 25 000 h | 25 000 h | 25 000 h | 25 000 h | 25 000 h |
| Dimension | 28x310 mm | 28x570 mm | 28x870 mm | 28x1170 mm | 28x1450 mm |



LED TUBES



200°
BEAM ANGLE

SAVE 80%
ENERGY

IP20

WITH STARTER

9W
810
LUMENS

60CM
SIZE

18W
1610
LUMENS

120CM
SIZE

22W
1980
LUMENS

150CM
SIZE

A+

TU5611-M White Light 6000K TU5623-M White Light 6000K TU5641-M White Light 6000K
 TU5613-M Neutral Light 4500K TU5625-M Neutral Light 4500K TU5642-M Neutral Light 4500K
 TU5612-M Warm Light 2700K TU5624-M Warm Light 2700K TU5643-M Warm Light 2700K

LED TUBE T8 PROFESSIONAL EDITION ONE SIDE POWER

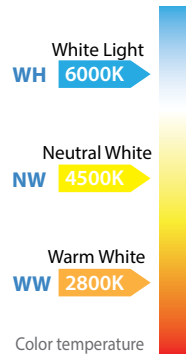
9W LED TUBE 60CM

18W LED TUBE 120CM

22W LED TUBE 150CM

| SKU No. | TU5611-M/TU5613-M/TU5612-M | TU5623-M/TU5625-M/TU5624-M | TU5641-M/TU5642-M/TU5643-M |
|---------------|----------------------------|----------------------------|----------------------------|
| Watts | 9W | 18W | 22W |
| Input Voltage | AC:220-240V | AC:220-240V | AC:220-240V |
| Flux | 810 lm | 1610 lm | 1980 lm |
| Beam Angle | 200° | 200° | 200° |
| Light Color | WH/NW/WW | WH/NW/WW | WH/NW/WW |
| CRI | >80 | >80 | >80 |
| IP Rating | IP20 | IP20 | IP20 |
| Life Span | 25 000 h | 25 000 h | 25 000 h |
| Dimension | φ28x600 mm | φ28x1200 mm | φ28x1500 mm |

| | | | |
|----------------|---------------|---------------|---------------|
| EAN Code 6000K | 3800156656116 | 3800156656239 | 3800156656413 |
| EAN Code 4500K | 3800156656130 | 3800156656253 | 3800156656420 |
| EAN Code 2700K | 3800156656123 | 3800156656246 | 3800156656437 |



LED TUBES



200°
BEAM ANGLE

SAVE 80%
ENERGY

IP20

9W
720
LUMENS

60CM
SIZE

18W
1440
LUMENS

120CM
SIZE

23W
2000
LUMENS

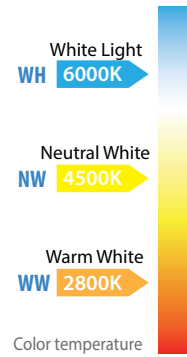
150CM
SIZE

A+



TU5670 White Light 6000K TU5673 White Light 6000K TU5666 White Light 6000K
 TU5671 Neutral Light 4500K TU5674 Neutral Light 4500K TU5667 Neutral Light 4500K
 TU5672 Warm Light 2700K TU5675 Warm Light 2700K TU5668 Warm Light 2700K

| SKU No. | TU5670/TU5671/TU5672 | TU5673/TU5674/TU5675 | TU5666/TU5667/TU5668 |
|---------------|----------------------|----------------------|----------------------|
| Watts | 9W | 18W | 23W |
| Input Voltage | AC170-265V | AC:170-265V | AC:170-265V |
| Flux | 720 lm | 1440 lm | 2000 lm |
| Beam Angle | 200° | 200° | 200° |
| Light Color | WH/NW/WW | WH/NW/WW | WH/NW/WW |
| CRI | >80 | >80 | >80 |
| IP Rating | IP20 | IP20 | IP20 |
| Life Span | 25 000 h | 25 000 h | 25 000 h |
| Dimension | φ28x600 mm | φ28x1200 mm | φ28x1500 mm |

| | | | |
|----------------|---------------|---------------|---------------|
| EAN Code 6000K | 3800156656703 | 3800156656734 | 3800156656666 |
| EAN Code 4500K | 3800156656710 | 3800156656741 | 3800156656673 |
| EAN Code 2700K | 3800156656727 | 3800156656758 | 3800156656680 |



LED TUBES



LED TUBE T8

GLASS - PROFESSIONAL EDITION
ONE-SIDE POWER



| | | | | | | | | |
|--------|---------------|-------|--------|---------------|-------|--------|---------------|-------|
| TU5691 | White Light | 6000K | TU5694 | White Light | 6000K | TU5697 | White Light | 6000K |
| TU5692 | Neutral Light | 4500K | TU5695 | Neutral Light | 4500K | TU5698 | Neutral Light | 4500K |
| TU5693 | Warm Light | 2700K | TU5696 | Warm Light | 2700K | TU5699 | Warm Light | 2700K |

9W LED T8 TUBE 60CM

18W LED T8 TUBE 120CM

23W LED T8 TUBE 150CM

| SKU No. | TU5691/TU5692/TU5693 | TU5694/TU5695/TU5696 | TU5697/TU5698/TU5699 |
|----------------|----------------------|----------------------|----------------------|
| Watts | 9W | 18W | 23W |
| Input Voltage | AC:220V | AC:220V | AC:220V |
| Flux | 900 lm | 1800 lm | 2200 lm |
| Beam Angle | 200° | 200° | 200° |
| Light Color | WH/NW/WW | WH/NW/WW | WH/NW/WW |
| CRI | >80 | >80 | >80 |
| IP Rating | IP20 | IP20 | IP20 |
| Life Span | 25 000 h | 25 000 h | 25 000 h |
| Dimension | φ28x600 mm | φ28x1200 mm | φ28x1500 mm |
| EAN Code 6000K | 3800156656918 | 3800156656949 | 3800156656970 |
| EAN Code 4500K | 3800156656925 | 3800156656956 | 3800156656987 |
| EAN Code 2700K | 3800156656932 | 3800156656963 | 3800156656994 |



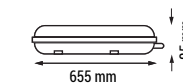
LED TUBES



For Single LED Tube 9W



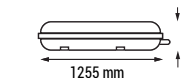
SKU No.
OT6650



For Single LED Tube 18W



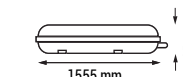
OT6652



For Single LED Tube 23W



OT6654



T8 TUBE FIXTURE

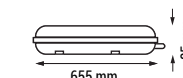
SINGLE T8 TUBE SOCKET
FOR ONE-SIDE POWER



For Two LED Tubes 9W



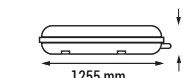
OT6651



For Two LED Tubes 18W



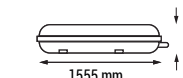
OT6653



For Two LED Tubes 23W



OT6655



T8 TUBE FIXTURE

DUBLE TUBE SOCKET
FOR ONE-SIDE POWER



LED TUBES



NEW



120CM SIZE

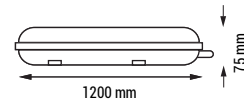
- P** Watts 40W
- ⚡** Input Voltage AC:175-240V
- ☀️** Flux 3800 lm
- 📐** Beam Angle 180°
- Ra** CRI >80
- 💧** IP Rating IP65
- 🕒** Life Span 25 000 h
- 📏** Dimension 1200x75mm

SKU No.
 White Light
OT6661 6000K
 Neutral White
OT6662 4500K

Color temperature



STAINLESS STEEL CLIPS



3800 LUMENS
95lm/W HIGH LUMEN
180° BEAM ANGLE
IP65

40W LED WATERPROOF LIGHTING IP65 FIXTURE TYPE

LED TUBES



NEW



120CM SIZE

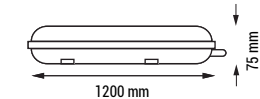
- P** Watts 40W
- ⚡** Input Voltage AC:175-240V
- ☀️** Flux 3800 lm
- 📐** Beam Angle 180°
- Ra** CRI >80
- 💧** IP Rating IP65
- 🕒** Life Span 25 000 h
- 📏** Dimension 1200x75mm

With

SKU No.
OT6665 Neutral Light **4500K**



STAINLESS STEEL CLIPS



3800 LUMENS
95lm/W HIGH LUMEN
180° BEAM ANGLE
IP65

40W LED WATERPROOF LIGHTING IP65 FIXTURE TYPE

EMERGENCY
SKU No.
OT6666 Neutral Light **4500K**

60W LED WATERPROOF LIGHTING IP65 FIXTURE TYPE

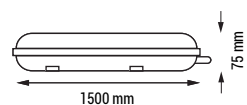
SKU No.
 White Light
6000K OT6663
 Neutral White
4500K OT6664

Color temperature

- P** Watts 60W
- ⚡** Input Voltage AC:175-240V
- ☀️** Flux 5700 lm
- 📐** Beam Angle 180°
- Ra** CRI >80
- 💧** IP Rating IP65
- 🕒** Life Span 25 000 h
- 📏** Dimension 1500x75mm



STAINLESS STEEL CLIPS



5700 LUMENS
95lm/W HIGH LUMEN
180° BEAM ANGLE
IP65



150CM SIZE

NEW



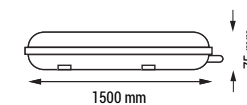
With

SKU No.
OT6667 Neutral Light **4500K**

- P** Watts 60W
- ⚡** Input Voltage AC:175-240V
- ☀️** Flux 5700 lm
- 📐** Beam Angle 180°
- Ra** CRI >80
- 💧** IP Rating IP65
- 🕒** Life Span 25 000 h
- 📏** Dimension 1500x75mm



STAINLESS STEEL CLIPS



5700 LUMENS
95lm/W HIGH LUMEN
180° BEAM ANGLE
IP65

60W LED WATERPROOF LIGHTING IP65 FIXTURE TYPE

150CM SIZE

NEW



EMERGENCY
SKU No.
OT6668 Neutral Light **4500K**



LED BATTEN LIGHT



LED BATTEN LIGHT PF>0.9

STAINLESS STEEL CLIPS WITH CONNECTOR CABLE GLAND




| | | | | | | | |
|------------|---------------------------|---------------------------|-------------|------------------------------------|-------------------------------------|-------------------------------------|-------------------------------------|
| NEW | 120° BEAM ANGLE | SAVE 80% ENERGY | IP20 | 10W 800 LUMENS | 20W 1600 LUMENS | 40W 3200 LUMENS | 50W 4150 LUMENS |
| | | | | 30CM SIZE | 60CM SIZE | 120CM SIZE | 150CM SIZE |

| | | | |
|----------------------------|----------------------------|----------------------------|----------------------------|
| OT6671 White Light 6000K | OT6674 White Light 6000K | OT6677 White Light 6000K | OT6680 White Light 6000K |
| OT6672 Neutral Light 4500K | OT6675 Neutral Light 4500K | OT6678 Neutral Light 4500K | OT6681 Neutral Light 4500K |
| OT6673 Warm Light 2700K | OT6676 Warm Light 2700K | OT6679 Warm Light 2700K | OT6682 Warm Light 2700K |

| | 10W LED Batten 30CM | 20W LED Batten 60CM | 40W LED Batten 120CM | 50W LED Batten 150CM |
|--|---------------------|---------------------|----------------------|----------------------|
|--|---------------------|---------------------|----------------------|----------------------|

| | | | | |
|----------------------|----------------------|----------------------|----------------------|----------------------|
| SKU No. | OT6671/OT6672/OT6673 | OT6674/OT6675/OT6676 | OT6677/OT6678/OT6679 | OT6680/OT6681/OT6682 |
| Watts | 10W | 20W | 40W | 50W |
| Input Voltage | AC:220-240V | AC:220-240V | AC:220-240V | AC:220-240V |
| Flux | 800 lm | 1600 lm | 3200 lm | 4150 lm |
| Beam Angle | 120° | 120° | 120° | 120° |
| Light Color | WH/NW/WW | WH/NW/WW | WH/NW/WW | WH/NW/WW |
| CRI | >80 | >80 | >80 | >80 |
| IP Rating | IP20 | IP20 | IP20 | IP20 |
| Life Span | 25 000 h | 25 000 h | 25 000 h | 25 000 h |



| | | | | |
|----------------|---------------|---------------|---------------|---------------|
| EAN Code 6000K | 3800156666719 | 3800156666740 | 3800156666771 | 3800156666801 |
| EAN Code 4500K | 3800156666726 | 3800156666757 | 3800156666788 | 3800156666818 |
| EAN Code 2700K | 3800156666733 | 3800156666764 | 3800156666795 | 3800156666825 |



LED BATTEN LIGHT



LED BATTEN LIGHT PF>0.9

STAINLESS STEEL CLIPS - Waterproof IP65

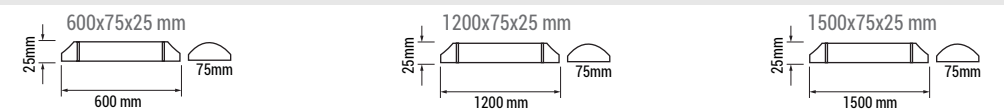
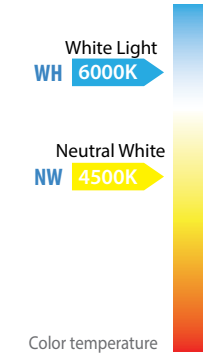


| | | | | | | |
|------------|---------------------------|---------------------------|-------------|-------------------------------------|-------------------------------------|-------------------------------------|
| NEW | 120° BEAM ANGLE | SAVE 80% ENERGY | IP65 | 20W 1600 LUMENS | 40W 3200 LUMENS | 50W 4150 LUMENS |
| | | | | 60CM SIZE | 120CM SIZE | 150CM SIZE |

| | | |
|----------------------------|----------------------------|----------------------------|
| TU6691 White Light 6000K | TU6694 White Light 6000K | TU6697 White Light 6000K |
| TU6692 Neutral Light 4500K | TU6695 Neutral Light 4500K | TU6698 Neutral Light 4500K |

| | 20W LED Batten 60CM | 40W LED Batten 120CM | 50W LED Batten 150CM |
|--|---------------------|----------------------|----------------------|
|--|---------------------|----------------------|----------------------|

| | | | |
|----------------------|---------------|---------------|---------------|
| SKU No. | TU6691/TU6692 | TU6694/TU6695 | TU6697/TU6698 |
| Watts | 20W | 40W | 50W |
| Input Voltage | AC:220-240V | AC:220-240V | AC:220-240V |
| Flux | 1600 lm | 3200 lm | 4150 lm |
| Beam Angle | 120° | 120° | 120° |
| Light Color | WH/NW | WH/NW | WH/NW |
| CRI | >80 | >80 | >80 |
| IP Rating | IP65 | IP65 | IP65 |
| Life Span | 25 000 h | 25 000 h | 25 000 h |



| | | | |
|----------------|---------------|---------------|---------------|
| EAN Code 6000K | 3800156666917 | 3800156666948 | 3800156666979 |
| EAN Code 4500K | 3800156666924 | 3800156666955 | 3800156666986 |



EMERGENCY LIGHT

An emergency light is a battery-backed lighting device that switches on automatically when a building experiences a power outage.

All bulkhead and exit sign are included 4 pictogram :

- Left Arrow
- Right Arrow
- Down Arrow
- EXIT



Emergency LED Light Bulkhead



NEW

- SKU No. WW7201**
- Watts 3W
 - Type LED 16 pcs SMD 2835
 - Voltage AC: 220-240V
 - IP Rating IP20
 - Light Color White light
 - Battery 3.6V1500mAh Ni-Cd battery
 - Emergency duration > 3 Hours

Recessed kit for WW7201



Model No. WW7202

EMERGENCY LIGHT

Emergency LED Exit Sign

Wall / Surface Mount



- SKU No. WW7203**
- Watts 2W
 - Type LED 16 pcs SMD 2835
 - Voltage AC: 220-240V
 - IP Rating IP20
 - Light Color White light
 - Battery 3.6V 900mAh Ni-Cd battery
 - Emergency duration > 3 Hours

NEW

Emergency LED Exit Sign

Wall / Surface Mount



- SKU No. WW7204**
- Watts 2W
 - Type LED 16 pcs SMD 2835
 - Voltage AC: 220-240V
 - IP Rating IP20
 - Light Color White light
 - Battery 3.6V 900mAh Ni-Cd battery
 - Emergency duration > 3 Hours

NEW

Emergency LED Exit Sign

Recessed Hanging



- SKU No. WW7205**
- Watts 2W
 - Type LED 16 pcs SMD 2835
 - Voltage AC: 220-240V
 - IP Rating IP20
 - Light Color White light
 - Battery 3.6V 900mAh Ni-Cd battery
 - Emergency duration > 3 Hours

NEW

Emergency LED Exit Sign

Recessed Fixed



- SKU No. WW7206**
- Watts 2W
 - Type LED 16 pcs SMD 2835
 - Voltage AC: 220-240V
 - IP Rating IP20
 - Light Color White light
 - Battery 3.6V 900mAh Ni-Cd battery
 - Emergency duration > 3 Hours

NEW

LED SURFACE PANELS



NEW

5 YEARS WARRANTY

A+
EPISTAR
Chip Set

150°
BEAM ANGLE

PF > 0.9

EMC APPROVED

IP20

6W

420
LUMENS

12W

960
LUMENS

18W

1440
LUMENS

24W

1920
LUMENS

SURFACE PANEL ROUND PF>0.9 OUTER INSTALLATION

| | | | | | | | | | | | |
|--------|---------------|-------|--------|---------------|-------|--------|---------------|-------|--------|---------------|-------|
| DL2511 | White Light | 6000K | DL2514 | White Light | 6000K | DL2517 | White Light | 6000K | DL2520 | White Light | 6000K |
| DL2512 | Neutral Light | 4500K | DL2515 | Neutral Light | 4500K | DL2518 | Neutral Light | 4500K | DL2521 | Neutral Light | 4500K |
| DL2513 | Warm Light | 2700K | DL2516 | Warm Light | 2700K | DL2519 | Warm Light | 2700K | DL2522 | Warm Light | 2700K |

| | 6W SURFACE PANEL | 12W SURFACE PANEL | 18W SURFACE PANEL | 24W SURFACE PANEL | |
|--------------------------|----------------------|----------------------|----------------------|----------------------|--|
| SKU No. | DL2511/DL2512/DL2513 | DL2514/DL2515/DL2516 | DL2517/DL2518/DL2519 | DL2520/DL2521/DL2522 | |
| Watts | 6W | 12W | 18W | 24W | |
| Input Voltage | AC:170-265V | AC:170-265V | AC:170-265V | AC:170-265V | |
| Flux | 420 lm | 960 lm | 1440lm | 1920 lm | |
| Beam Angle | 150° | 150° | 150° | 150° | |
| Light Color | WH/NW/WW | WH/NW/WW | WH/NW/WW | WH/NW/WW | |
| CRI | >80 | >80 | >80 | >80 | |
| IP Rating | IP20 | IP20 | IP20 | IP20 | |
| Life Span | 25 000 h | 25 000 h | 25 000 h | 25 000 h | |
| Dimension | φ120x38 mm | φ172x38 mm | φ225x38 mm | φ300x38 mm | |
| Color temperature | | | | | |
| EAN Code 6000K | 3800156625112 | 3800156625143 | 3800156625174 | 3800156625204 | |
| EAN Code 4500K | 3800156625129 | 3800156625150 | 3800156625181 | 3800156625211 | |
| EAN Code 2700K | 3800156625136 | 3800156625167 | 3800156625198 | 3800156625228 | |



LED SURFACE PANELS



NEW

5 YEARS WARRANTY

A+
EPISTAR
Chip Set

150°
BEAM ANGLE

PF > 0.9

EMC APPROVED

IP20

6W

420
LUMENS

12W

960
LUMENS

18W

1440
LUMENS

24W

1920
LUMENS

SURFACE PANEL SQUARE PF>0.9 OUTER INSTALLATION

| | | | | | | | | | | | |
|--------|---------------|-------|--------|---------------|-------|--------|---------------|-------|--------|---------------|-------|
| DL2523 | White Light | 6000K | DL2526 | White Light | 6000K | DL2529 | White Light | 6000K | DL2532 | White Light | 6000K |
| DL2524 | Neutral Light | 4500K | DL2527 | Neutral Light | 4500K | DL2530 | Neutral Light | 4500K | DL2533 | Neutral Light | 4500K |
| DL2525 | Warm Light | 2700K | DL2528 | Warm Light | 2700K | DL2531 | Warm Light | 2700K | DL2534 | Warm Light | 2700K |

| | 6W SURFACE PANEL | 12W SURFACE PANEL | 18W SURFACE PANEL | 24W SURFACE PANEL | |
|--------------------------|----------------------|----------------------|----------------------|----------------------|--|
| SKU No. | DL2523/DL2524/DL2525 | DL2526/DL2527/DL2528 | DL2529/DL2530/DL2531 | DL2532/DL2533/DL2534 | |
| Watts | 6W | 12W | 18W | 24W | |
| Input Voltage | AC:170-265V | AC:170-265V | AC:170-265V | AC:170-265V | |
| Flux | 420 lm | 960 lm | 1440 lm | 1920 lm | |
| Beam Angle | 150° | 150° | 150° | 150° | |
| Light Color | WH/NW/WW | WH/NW/WW | WH/NW/WW | WH/NW/WW | |
| CRI | >80 | >80 | >80 | >80 | |
| IP Rating | IP20 | IP20 | IP20 | IP20 | |
| Life Span | 25 000 h | 25 000 h | 25 000 h | 25 000 h | |
| Dimension | 120x120x35 mm | 167x167x35 mm | 220x220x35 mm | 295x295x35 mm | |
| Color temperature | | | | | |
| EAN Code 6000K | 3800156625235 | 3800156625266 | 3800156625297 | 3800156625327 | |
| EAN Code 4500K | 3800156625242 | 3800156625273 | 3800156625303 | 3800156625334 | |
| EAN Code 2700K | 3800156625259 | 3800156625280 | 3800156625310 | 3800156625341 | |



LED SURFACE PANELS



A+

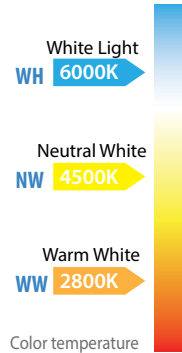


- | | | | |
|----------------------------|----------------------------|----------------------------|----------------------------|
| DL2237 White Light 6000K | DL2252 White Light 6000K | DL2241 White Light 6000K | DL2256 White Light 6000K |
| DL2251 Neutral Light 4500K | DL2253 Neutral Light 4500K | DL2255 Neutral Light 4500K | DL2257 Neutral Light 4500K |
| DL2238 Warm Light 2700K | DL2254 Warm Light 2700K | DL2242 Warm Light 2700K | DL2258 Warm Light 2700K |

SURFACE PANEL SQUARE OUTER INSTALLATION

| 6W SURFACE PANEL | 12W SURFACE PANEL | 18W SURFACE PANEL | 24W SURFACE PANEL |
|------------------|-------------------|-------------------|-------------------|
|------------------|-------------------|-------------------|-------------------|

| SKU No. | DL2237/DL2251/DL2238 | DL2252/DL2253/DL2254 | DL2241/DL2255/DL2242 | DL2256/DL2257/DL2258 |
|---------------|----------------------|----------------------|----------------------|----------------------|
| Watts | 6W | 12W | 18W | 24W |
| Input Voltage | AC:220-240V | AC:220-240V | AC:220-240V | AC:220-240V |
| Flux | 480 lm | 960 lm | 1440 lm | 1920 lm |
| Beam Angle | 150° | 150° | 150° | 150° |
| Light Color | WH/NW/WW | WH/NW/WW | WH/NW/WW | WH/NW/WW |
| CRI | >80 | >80 | >80 | >80 |
| IP Rating | IP20 | IP20 | IP20 | IP20 |
| Life Span | 25 000 h | 25 000 h | 25 000 h | 25 000 h |
| Dimension | 120x120x35 mm | 167x167x35 mm | 220x220x35 mm | 295x295x35 mm |



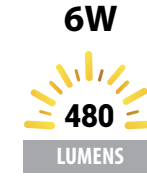
| | | | | |
|----------------|---------------|---------------|---------------|---------------|
| EAN Code 6000K | 3800156622371 | 3800156622524 | 3800156622418 | 3800156622562 |
| EAN Code 4500K | 3800156622517 | 3800156622531 | 3800156622555 | 3800156622579 |
| EAN Code 2700K | 3800156622388 | 3800156622548 | 3800156622425 | 3800156622586 |



LED SURFACE PANELS



A+

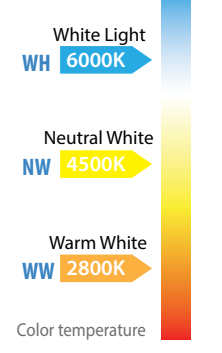


- | | | | |
|----------------------------|----------------------------|----------------------------|----------------------------|
| DL2231 White Light 6000K | DL2244 White Light 6000K | DL2235 White Light 6000K | DL2248 White Light 6000K |
| DL2243 Neutral Light 4500K | DL2245 Neutral Light 4500K | DL2247 Neutral Light 4500K | DL2249 Neutral Light 4500K |
| DL2232 Warm Light 2700K | DL2246 Warm Light 2700K | DL2236 Warm Light 2700K | DL2250 Warm Light 2700K |

SURFACE PANEL ROUND OUTER INSTALLATION

| 6W SURFACE PANEL | 12W SURFACE PANEL | 18W SURFACE PANEL | 24W SURFACE PANEL |
|------------------|-------------------|-------------------|-------------------|
|------------------|-------------------|-------------------|-------------------|

| SKU No. | DL2231/DL2243/DL2232 | DL2244/DL2245/DL2246 | DL2235/DL2247/DL2236 | DL2248/DL2249/DL2250 |
|---------------|----------------------|----------------------|----------------------|----------------------|
| Watts | 6W | 12W | 18W | 24W |
| Input Voltage | AC:220-240V | AC:220-240V | AC:220-240V | AC:220-240V |
| Flux | 480 lm | 960 lm | 1440 lm | 1920 lm |
| Beam Angle | 150° | 150° | 150° | 150° |
| Light Color | WH/NW/WW | WH/NW/WW | WH/NW/WW | WH/NW/WW |
| CRI | >80 | >80 | >80 | >80 |
| IP Rating | IP20 | IP20 | IP20 | IP20 |
| Life Span | 25 000 h | 25 000 h | 25 000 h | 25 000 h |
| Dimension | φ120x38 mm | φ172x38 mm | φ225x38 mm | φ300x38 mm |



| | | | | |
|----------------|---------------|---------------|---------------|---------------|
| EAN Code 6000K | 3800156622319 | 3800156622449 | 3800156622357 | 3800156622487 |
| EAN Code 4500K | 3800156622432 | 3800156622456 | 3800156622470 | 3800156622494 |
| EAN Code 2700K | 3800156622326 | 3800156622463 | 3800156622364 | 3800156622500 |



LED SURFACE PANELS



NEW



A+



120°

BEAM ANGLE



SAVE 80%

ENERGY



IP65

8W



640

LUMENS

12W



900

LUMENS

24W



1800

LUMENS

| | | | | | | | | |
|--------|---------------|-------|--------|---------------|-------|--------|---------------|-------|
| DL2280 | White Light | 6000K | DL2283 | White Light | 6000K | DL2286 | White Light | 6000K |
| DL2281 | Neutral Light | 4500K | DL2284 | Neutral Light | 4500K | DL2287 | Neutral Light | 4500K |
| DL2282 | Warm Light | 2700K | DL2285 | Warm Light | 2700K | DL2288 | Warm Light | 2700K |

LED SURFACE PANELS

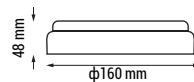
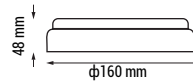
THERMOPLASTIC-Waterproof

8W LED SURFACE PANEL

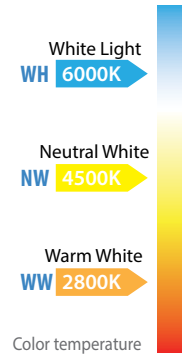
12W LED SURFACE PANEL

24W LED SURFACE PANEL

| SKU No. | DL2280/DL2281/DL2282 | DL2283/DL2284/DL2285 | DL2286/DL2287/DL2288 |
|---------------|----------------------|----------------------|----------------------|
| Watts | 8W | 12W | 24W |
| Input Voltage | AC:180-265V | AC:180-265V | AC:180-265V |
| Flux | 640 lm | 900 lm | 1800 lm |
| Beam Angle | 120° | 120° | 120° |
| Light Color | WH/NW/WW | WH/NW/WW | WH/NW/WW |
| CRI | >80 | >80 | >80 |
| IP Rating | IP65 | IP65 | IP65 |
| Life Span | 25 000 h | 25 000 h | 25 000 h |



| | | |
|----------------|---------------|---------------|
| EAN Code 6000K | 3800156622807 | 3800156622838 |
| EAN Code 4500K | 3800156622814 | 3800156622876 |
| EAN Code 2700K | 3800156622821 | 3800156622883 |



LED SURFACE PANELS



NEW



A+



120°

BEAM ANGLE



SAVE 80%

ENERGY



IP20

15W



1200

LUMENS

24W



2250

LUMENS

| | | | | | |
|--------|---------------|-------|--------|---------------|-------|
| DL2270 | White Light | 6000K | DL2273 | White Light | 6000K |
| DL2271 | Neutral Light | 4500K | DL2274 | Neutral Light | 4500K |
| DL2272 | Warm Light | 2700K | DL2275 | Warm Light | 2700K |

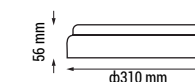
LED SURFACE PANELS

THERMOPLASTIC

15W LED SURFACE PANEL

24W LED SURFACE PANEL

| SKU No. | DL2270/DL2271/DL2272 | DL2273/DL2274/DL2275 |
|---------------|----------------------|----------------------|
| Watts | 15W | 24W |
| Input Voltage | AC:180-265V | AC:180-265V |
| Flux | 1200 lm | 2250 lm |
| Beam Angle | 120° | 120° |
| Light Color | WH/NW/WW | WH/NW/WW |
| CRI | >80 | >80 |
| IP Rating | IP20 | IP20 |
| Life Span | 25 000 h | 25 000 h |



| | | |
|----------------|---------------|---------------|
| EAN Code 6000K | 3800156622708 | 3800156622739 |
| EAN Code 4500K | 3800156622715 | 3800156622746 |
| EAN Code 2700K | 3800156622722 | 3800156622753 |



LED CEILING LIGHT

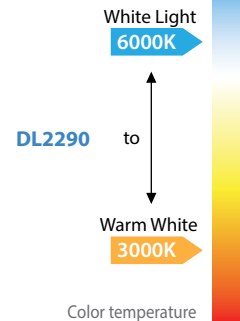


- P** Watts: 40W
- IP** Input Voltage: AC:175-240V
- Flux**: 2800 lm
- Beam Angle**: 120°
- Ra** CRI: >80
- IP Rating**: IP20
- Life Span**: 25 000 h
- Dimension**: φ460x80mm

Remote Control included



SKU No.



EPISTAR
Chip Set

COLOR CHANGING LED 3000 to 6000K

LED CEILING LIGHT 40W PF>0.95

MATT WHITE+DOTTY SPARKLE

COLOR CHANGING LED 3000 to 6000K

2800 LUMENS

120° BEAM ANGLE

DIMMABLE

IP20

EAN Code 3000K-6000K 3800156622906

LED CEILING LIGHT

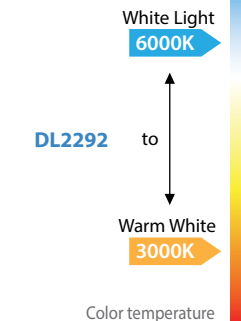


- P** Watts: 60W
- IP** Input Voltage: AC:175-240V
- Flux**: 3900 lm
- Beam Angle**: 120°
- Ra** CRI: >80
- IP Rating**: IP20
- Life Span**: 25 000 h
- Dimension**: φ570x85mm

Remote Control included



SKU No.



EPISTAR
Chip Set

COLOR CHANGING LED 3000 to 6000K

LED CEILING LIGHT 60W PF>0.95

MATT WHITE+DOTTY SPARKLE

COLOR CHANGING LED 3000 to 6000K

3900 LUMENS

120° BEAM ANGLE

DIMMABLE

IP20

EAN Code 3000K-6000K 3800156622920

SKU No. DL2291

White Light 6000K to Warm White 3000K
Color temperature

Remote Control included

- P** Watts: 40W
- IP** Input Voltage: AC:175-240V
- Flux**: 2800 lm
- Beam Angle**: 120°
- Ra** CRI: >80
- IP Rating**: IP20
- Life Span**: 25 000 h
- Dimension**: φ460x80mm

LED CEILING LIGHT 40W PF>0.95

MATT WHITE GLASS

COLOR CHANGING LED 3000 to 6000K



EPISTAR
Chip Set

COLOR CHANGING LED 3000 to 6000K



2800 LUMENS

120° BEAM ANGLE

DIMMABLE

IP20

EAN Code 3000K-6000K 3800156622913

SKU No. DL2293

White Light 6000K to Warm White 3000K
Color temperature

Remote Control included

- P** Watts: 60W
- IP** Input Voltage: AC:175-240V
- Flux**: 3900 lm
- Beam Angle**: 120°
- Ra** CRI: >80
- IP Rating**: IP20
- Life Span**: 25 000 h
- Dimension**: φ570x80mm

LED CEILING LIGHT 60W PF>0.95

MATT WHITE GLASS

COLOR CHANGING LED 3000 to 6000K



EPISTAR
Chip Set

COLOR CHANGING LED 3000 to 6000K



3900 LUMENS

120° BEAM ANGLE

DIMMABLE

IP20

EAN Code 3000K-6000K 3800156622937



LED CEILING LIGHT



NEW



| | | | |
|------------------------|-------------|--------------------|------------|
| P Watts | 36W | Ra CRI | >80 |
| V Input Voltage | AC:175-240V | IP Rating | IP20 |
| F Flux | 2340 lm | L Life Span | 25 000 h |
| B Beam Angle | 120° | D Dimension | φ600x130mm |

EPISTAR
Chip Set



LED ROUND CEILING LIGHT 36W PF>0.95

SANDY WHITE

2340 LUMENS

120° BEAM ANGLE

SAVE 80% ENERGY


IP20

EAN Code 3000K 3800156622944

LED CEILING LIGHT




NEW



| | | | |
|------------------------|-------------|--------------------|------------|
| P Watts | 26W | Ra CRI | >80 |
| V Input Voltage | AC:175-240V | IP Rating | IP20 |
| F Flux | 1640 lm | L Life Span | 25 000 h |
| B Beam Angle | 120° | D Dimension | φ400x100mm |

EPISTAR
Chip Set



LED ROUND CEILING LIGHT 26W PF>0.95

SANDY WHITE

1640 LUMENS

120° BEAM ANGLE

SAVE 80% ENERGY

IP20

EAN Code 3000K 3800156622982

SKU No.

| | | | |
|------------------------|-------------|--------------------|------------|
| P Watts | 60W | Ra CRI | >80 |
| V Input Voltage | AC:175-240V | IP Rating | IP20 |
| F Flux | 3900 lm | L Life Span | 25 000 h |
| B Beam Angle | 120° | D Dimension | φ800x130mm |

EPISTAR
Chip Set

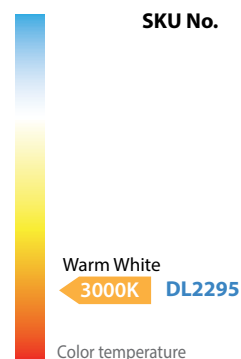


LED ROUND CEILING LIGHT 60W PF>0.95

SANDY WHITE



NEW



3900 LUMENS

120° BEAM ANGLE

SAVE 80% ENERGY

IP20

EAN Code 3000K 3800156622951

SKU No.

| | | | |
|------------------------|-------------|--------------------|-------------|
| P Watts | 145W | Ra CRI | >80 |
| V Input Voltage | AC:175-240V | IP Rating | IP20 |
| F Flux | 9425 lm | L Life Span | 25 000 h |
| B Beam Angle | 120° | D Dimension | φ1000x130mm |

EPISTAR
Chip Set

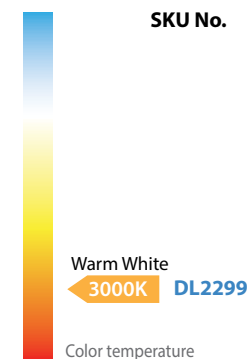


LED ROUND CEILING LIGHT 145W PF>0.95

SANDY WHITE



NEW



9425 LUMENS

120° BEAM ANGLE

SAVE 80% ENERGY

IP20

EAN Code 3000K 3800156622999



LED CEILING LIGHT



| | | | |
|------------------------|-------------|--------------------|-------------|
| P Watts | 36W | Ra CRI | >80 |
| V Input Voltage | AC:175-240V | IP Rating | IP20 |
| F Flux | 2340 lm | L Life Span | 25 000 h |
| B Beam Angle | 120° | D Dimension | φ600x1200mm |



LED SUSPENDING LIGHT 36W PF>0.95

SANDY WHITE


2340
 120°
 SAVE 80%
 IP20

EAN Code 3000K 3800156690318

LED CEILING LIGHT



| | | | |
|------------------------|-------------|--------------------|-------------|
| P Watts | 26W | Ra CRI | >80 |
| V Input Voltage | AC:175-240V | IP Rating | IP20 |
| F Flux | 1640 lm | L Life Span | 25 000 h |
| B Beam Angle | 120° | D Dimension | φ400x1300mm |



LED SUSPENDING LIGHT 26W PF>0.95

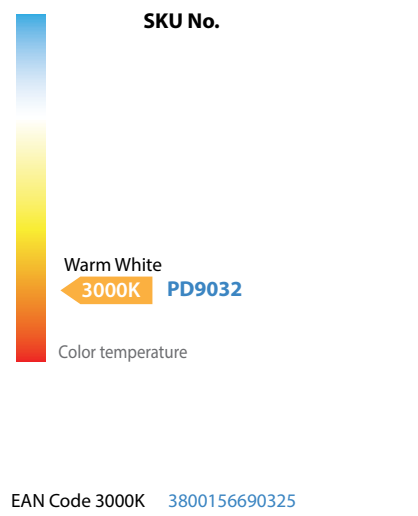
SANDY WHITE

1640
 120°
 SAVE 80%
 IP20

EAN Code 3000K 3800156690332

LED SUSPENDING LIGHT 60W PF>0.95

SANDY WHITE



| | | | |
|------------------------|-------------|--------------------|-------------|
| P Watts | 60W | Ra CRI | >80 |
| V Input Voltage | AC:175-240V | IP Rating | IP20 |
| F Flux | 3900 lm | L Life Span | 25 000 h |
| B Beam Angle | 120° | D Dimension | φ800x1200mm |



3900
 120°
 SAVE 80%
 IP20

EAN Code 3000K 3800156690325

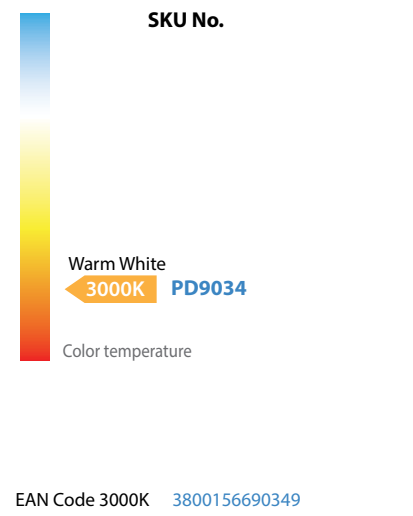
SKU No. PD9034

| | | | |
|------------------------|-------------|--------------------|--------------|
| P Watts | 145W | Ra CRI | >80 |
| V Input Voltage | AC:175-240V | IP Rating | IP20 |
| F Flux | 9425 lm | L Life Span | 25 000 h |
| B Beam Angle | 120° | D Dimension | φ1000x1120mm |



LED SUSPENDING LIGHT 145W PF>0.95

SANDY WHITE



9425
 120°
 SAVE 80%
 IP20

EAN Code 3000K 3800156690349



LED CEILING LIGHT



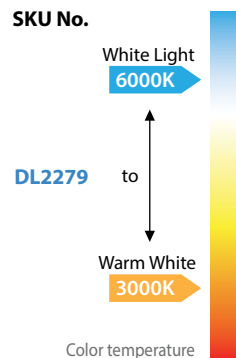
| | | | |
|------------------------|-------------|--------------------|-----------|
| P Watts | 40W | Ra CRI | >80 |
| V Input Voltage | AC:175-240V | I IP Rating | IP20 |
| F Flux | 2800 lm | L Life Span | 25 000 h |
| B Beam Angle | 120° | D Dimension | φ460x80mm |



COLOR CHANGING LED 3000 to 6000K



Remote Control included



LED CEILING LIGHT 40W PF>0.95

MATT WHITE+DOTTY SPARKLE

COLOR CHANGING LED 3000 to 6000K



EAN Code 3000K-6000K 3800156622791

LED SURFACE LIGHT



| | | | |
|------------------------|-------------|--------------------|-------------|
| P Watts | 8W | Ra CRI | >80 |
| V Input Voltage | AC:175-240V | I IP Rating | IP20 |
| F Flux | 520 lm | L Life Span | 25 000 h |
| B Beam Angle | 120° | D Dimension | 155x80x35mm |

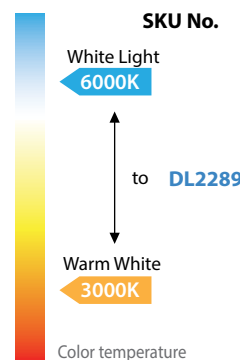


LED WALL LIGHT 8W PF>0.95

SANDY WHITE



EAN Code 3000K 3800156622937



Remote Control included



| | | | |
|------------------------|-------------|--------------------|-----------|
| P Watts | 40W | Ra CRI | >80 |
| V Input Voltage | AC:175-240V | I IP Rating | IP20 |
| F Flux | 2800 lm | L Life Span | 25 000 h |
| B Beam Angle | 120° | D Dimension | φ460x80mm |



COLOR CHANGING LED 3000 to 6000K




LED CEILING LIGHT 40W PF>0.95

MATT WHITE GLASS

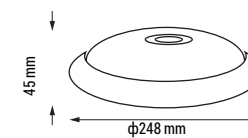
COLOR CHANGING LED 3000 to 6000K



EAN Code 3000K-6000K 3800156622890



| | | | |
|------------------------|-------------|--------------------|-----------|
| P Watts | 15W | Ra CRI | >80 |
| V Input Voltage | AC:175-240V | I IP Rating | IP20 |
| F Flux | 1200 lm | L Life Span | 25 000 h |
| B Beam Angle | 120° | D Dimension | φ248x45mm |



LED SURFACE PANEL 15W

ROUND - PIR SENSOR



EAN Code 6000K 3800156622760
 EAN Code 4500K 3800156622777
 EAN Code 2700K 3800156622784



LED DOWNLIGHTS



**12W COB SURFACE
DOWNLIGHT ROUND**

- P** Watts: 12W
- Input Voltage**: AC:200-240V
- Flux**: 960 lm
- Beam Angle**: 60°
- Ra** CRI: >80
- IP Rating**: IP20
- Life Span**: 25 000 h
- Dimension**: φ118x50mm

A+
EQ.Watts:
12W=75W

960 LUMENS **60° BEAM ANGLE** **ADJUSTABLE ANGLE 45°** **IP20**

SKU No.

White Light
CB2261 6000K

Neutral White
CB2265 4500K

Warm White
CB2262 2800K

Color temperature

EAN Code 6000K 3800156622616
EAN Code 4500K 3800156622654
EAN Code 2700K 3800156622623



**12W COB SURFACE
DOWNLIGHT SQUARE**

- P** Watts: 12W
- Input Voltage**: AC:200-240V
- Flux**: 960 lm
- Beam Angle**: 60°
- Ra** CRI: >80
- IP Rating**: IP20
- Life Span**: 25 000 h
- Dimension**: 118x118x50mm

A+
EQ.Watts:
12W=75W

960 LUMENS **60° BEAM ANGLE** **ADJUSTABLE ANGLE 45°** **IP20**

SKU No.

White Light
CB2263 6000K

Neutral White
CB2266 4500K

Warm White
CB2264 2800K

Color temperature

EAN Code 6000K 3800156622630
EAN Code 4500K 3800156622661
EAN Code 2700K 3800156622647



LED DOWNLIGHTS



**LED DOWNLIGHT Dimmable
COLOR CHANGING LED 3000 to 6000K**

REMOTE CONTROL AC6324 – NOT INCLUDED

Dimmable **120° BEAM ANGLE** **SAVE 80% ENERGY** **IP50**

A+

12W **750 LUMENS** **φ100 mm**

20W **1400 LUMENS** **φ155 mm**

CB3257 3000K to 6000K CB3258 3000K to 6000K

| | 12W LED Downlight | 20W LED Downlight |
|----------------------|---------------------|---------------------|
| SKU No. | CB3257 | CB3258 |
| P Watts | 12W | 20W |
| Input Voltage | AC:175-265V | AC:175-265V |
| Flux | 750 lm | 1400 lm |
| Beam Angle | 120° | 120° |
| Light Color | 3000 to 6000K | 3000 to 6000K |
| Ra CRI | >80 | >80 |
| IP Rating | IP50-Dust Protected | IP50-Dust Protected |
| Life Span | 25 000 h | 25 000 h |
| Dimension | φ120x87 mm | φ181x105 mm |
| | | |
| EAN Code 3000-6000K | 3800156632578 | 3800156632585 |

White Light
6000K

to

Warm White
3000K

Color temperature

**REMOTE CONTROL
FOR DIMMABLE LED DOWNLIGHT
AC6324**



- 2.4 GHZ
- Remote 4 Groups
- up to 50 pcs per Group



LED SURFACE PANELS



EPISTAR
Chip Set

A+



120°
BEAM ANGLE



PF > 0.9



EMC APPROVED



IP20

3W
155
LUMENS

6W
420
LUMENS

12W
960
LUMENS

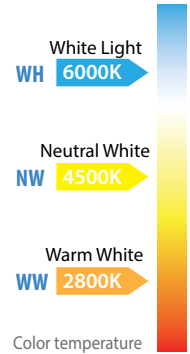
18W
1440
LUMENS

24W
1920
LUMENS

| | | | | |
|----------------------------|----------------------------|----------------------------|----------------------------|----------------------------|
| DL2550 White Light 6000K | DL2553 White Light 6000K | DL2556 White Light 6000K | DL2559 White Light 6000K | DL2562 White Light 6000K |
| DL2551 Neutral Light 4500K | DL2554 Neutral Light 4500K | DL2557 Neutral Light 4500K | DL2560 Neutral Light 4500K | DL2563 Neutral Light 4500K |
| DL2552 Warm Light 2700K | DL2555 Warm Light 2700K | DL2558 Warm Light 2700K | DL2561 Warm Light 2700K | DL2564 Warm Light 2700K |

LED MINI PANELS PF>0.9 ROUND MODULE

| | 3W MINI PANEL | 6W MINI PANEL | 12W MINI PANEL | 18W MINI PANEL | 24W MINI PANEL |
|-----------------------|----------------------|----------------------|----------------------|----------------------|----------------------|
| SKU No. | DL2550/DL2551/DL2552 | DL2553/DL2554/DL2555 | DL2556/DL2557/DL2558 | DL2559/DL2560/DL2561 | DL2562/DL2563/DL2564 |
| Watts | 3W | 6W | 12W | 18W | 24W |
| Input Voltage | AC:85-265V | AC:85-265V | AC:85-265V | AC:85-265V | AC:85-265V |
| Flux | 155 lm | 420 lm | 960 lm | 1440 lm | 1920 lm |
| Beam Angle | 120° | 120° | 120° | 120° | 120° |
| Light Color | WH/NW/WW | WH/NW/WW | WH/NW/WW | WH/NW/WW | WH/NW/WW |
| CRI | >80 | >80 | >80 | >80 | >80 |
| IP Rating | IP20 | IP20 | IP20 | IP20 | IP20 |
| Life Span | 25 000 h | 25 000 h | 25 000 h | 25 000 h | 25 000 h |
| Dimension | φ85x25 mm | φ120x25 mm | φ170x25 mm | φ225x25 mm | φ299x25 mm |
| Cutting Size | φ75mm | φ110mm | φ155mm | φ205mm | φ285mm |
| EAN Code 6000K | 3800156625501 | 3800156625532 | 3800156625563 | 3800156625594 | 3800156625624 |
| EAN Code 4500K | 3800156625518 | 3800156625549 | 3800156625570 | 3800156625600 | 3800156625631 |
| EAN Code 2700K | 3800156625525 | 3800156625556 | 3800156625587 | 3800156625617 | 3800156625648 |



LED SURFACE PANELS



EPISTAR
Chip Set

A+



120°
BEAM ANGLE



PF > 0.9



EMC APPROVED



IP20

3W
155
LUMENS

6W
420
LUMENS

12W
960
LUMENS

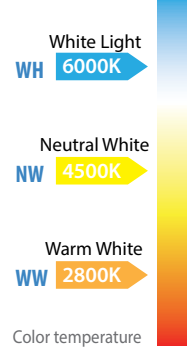
18W
1440
LUMENS

24W
1920
LUMENS

| | | | | |
|----------------------------|----------------------------|----------------------------|----------------------------|----------------------------|
| DL2565 White Light 6000K | DL2568 White Light 6000K | DL2571 White Light 6000K | DL2574 White Light 6000K | DL2577 White Light 6000K |
| DL2566 Neutral Light 4500K | DL2569 Neutral Light 4500K | DL2572 Neutral Light 4500K | DL2575 Neutral Light 4500K | DL2578 Neutral Light 4500K |
| DL2567 Warm Light 2700K | DL2570 Warm Light 2700K | DL2573 Warm Light 2700K | DL2576 Warm Light 2700K | DL2579 Warm Light 2700K |

LED MINI PANELS PF>0.9 SQUARE MODULE

| | 3W MINI PANEL | 6W MINI PANEL | 12W MINI PANEL | 18W MINI PANEL | 24W MINI PANEL |
|-----------------------|----------------------|----------------------|----------------------|----------------------|----------------------|
| SKU No. | DL2565/DL2566/DL2567 | DL2568/DL2569/DL2570 | DL2571/DL2572/DL2573 | DL2574/DL2575/DL2576 | DL2577/DL2578/DL2579 |
| Watts | 3W | 6W | 12W | 18W | 24W |
| Input Voltage | AC:170-265V | AC:170-265V | AC:170-265V | AC:170-265V | AC:170-265V |
| Flux | 155 lm | 420 lm | 960 lm | 1440 lm | 1920 lm |
| Beam Angle | 120° | 120° | 120° | 120° | 120° |
| Light Color | WH/NW/WW | WH/NW/WW | WH/NW/WW | WH/NW/WW | WH/NW/WW |
| CRI | >80 | >80 | >80 | >80 | >80 |
| IP Rating | IP20 | IP20 | IP20 | IP20 | IP20 |
| Life Span | 25 000 h | 25 000 h | 25 000 h | 25 000 h | 25 000 h |
| Dimension | 90x90x20mm | 120x120x20 mm | 167x167x20 mm | 225x225x20 mm | 300x300x25 mm |
| Cutting Size | 75x75mm | 110x110mm | 155x155mm | 205x205mm | 282x282mm |
| EAN Code 6000K | 3800156625655 | 3800156625686 | 3800156625716 | 3800156625747 | 3800156625778 |
| EAN Code 4500K | 3800156625662 | 3800156625693 | 3800156625723 | 3800156625754 | 3800156625785 |
| EAN Code 2700K | 3800156625679 | 3800156625709 | 3800156625730 | 3800156625761 | 3800156625792 |



LED SURFACE PANELS



A+

120°
BEAM ANGLE

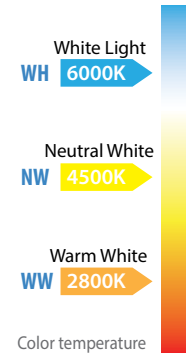
SAVE 80%
ENERGY

IP20

| 3W | 6W | 12W | 18W | 24W |
|-----------------------------------------------------------------------------------|-----------------------------------------------------------------------------------|-----------------------------------------------------------------------------------|-----------------------------------------------------------------------------------|-----------------------------------------------------------------------------------|
| 195 LUMENS | 390 LUMENS | 780 LUMENS | 1170 LUMENS | 1625 LUMENS |
| DL2431 White Light 6000K DL2432 Neutral Light 4500K DL2433 Warm Light 2700K | DL2434 White Light 6000K DL2435 Neutral Light 4500K DL2436 Warm Light 2700K | DL2437 White Light 6000K DL2438 Neutral Light 4500K DL2439 Warm Light 2700K | DL2335 White Light 6000K DL2440 Neutral Light 4500K DL2336 Warm Light 2700K | DL2441 White Light 6000K DL2442 Neutral Light 4500K DL2443 Warm Light 2700K |

LED MINI PANELS ROUND MODULE

| | 3W MINI PANEL | 6W MINI PANEL | 12W MINI PANEL | 18W MINI PANEL | 24W MINI PANEL |
|-----------------------|----------------------|----------------------|----------------------|----------------------|----------------------|
| SKU No. | DL2431/DL2432/DL2433 | DL2434/DL2435/DL2436 | DL2437/DL2438/DL2439 | DL2335/DL2440/DL2336 | DL2441/DL2442/DL2443 |
| Watts | 3W | 6W | 12W | 18W | 24W |
| Input Voltage | AC:85-265V | AC:85-265V | AC:85-265V | AC:85-265V | AC:85-265V |
| Flux | 195 lm | 390 lm | 780 lm | 1170 lm | 1625 lm |
| Beam Angle | 120° | 120° | 120° | 120° | 120° |
| Light Color | WH/NW/WW | WH/NW/WW | WH/NW/WW | WH/NW/WW | WH/NW/WW |
| CRI | >80 | >80 | >80 | >80 | >80 |
| IP Rating | IP20 | IP20 | IP20 | IP20 | IP20 |
| Life Span | 25 000 h | 25 000 h | 25 000 h | 25 000 h | 25 000 h |
| Dimension | φ85x25 mm | φ120x25 mm | φ170x25 mm | φ225x25 mm | φ299x25 mm |
| Cutting Size | φ75mm | φ110mm | φ155mm | φ205mm | φ285mm |
| EAN Code 6000K | 3800156624313 | 3800156624344 | 3800156624375 | 3800156623354 | 3800156624412 |
| EAN Code 4500K | 3800156624320 | 3800156624351 | 3800156624382 | 3800156624405 | 3800156624429 |
| EAN Code 2700K | 3800156624337 | 3800156624368 | 3800156624399 | 3800156623361 | 3800156624436 |



LED SURFACE PANELS



A+

120°
BEAM ANGLE

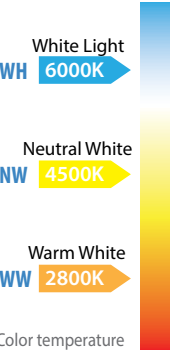
SAVE 80%
ENERGY

IP20

| 3W | 6W | 12W | 18W | 24W |
|-----------------------------------------------------------------------------------|-----------------------------------------------------------------------------------|-----------------------------------------------------------------------------------|-----------------------------------------------------------------------------------|-----------------------------------------------------------------------------------|
| 195 LUMENS | 390 LUMENS | 780 LUMENS | 1170 LUMENS | 1625 LUMENS |
| DL2444 White Light 6000K DL2445 Neutral Light 4500K DL2446 Warm Light 2700K | DL2447 White Light 6000K DL2448 Neutral Light 4500K DL2449 Warm Light 2700K | DL2450 White Light 6000K DL2451 Neutral Light 4500K DL2452 Warm Light 2700K | DL2348 White Light 6000K DL2453 Neutral Light 4500K DL2349 Warm Light 2700K | DL2454 White Light 6000K DL2455 Neutral Light 4500K DL2456 Warm Light 2700K |

LED MINI PANELS SQUARE MODULE

| | 3W MINI PANEL | 6W MINI PANEL | 12W MINI PANEL | 18W MINI PANEL | 24W MINI PANEL |
|-----------------------|----------------------|----------------------|----------------------|----------------------|----------------------|
| SKU No. | DL2444/DL2445/DL2446 | DL2447/DL2448/DL2449 | DL2450/DL2451/DL2452 | DL2348/DL2453/DL2349 | DL2454/DL2455/DL2456 |
| Watts | 3W | 6W | 12W | 18W | 24W |
| Input Voltage | AC:170-265V | AC:170-265V | AC:170-265V | AC:170-265V | AC:170-265V |
| Flux | 195 lm | 390 lm | 780 lm | 1170 lm | 1625 lm |
| Beam Angle | 120° | 120° | 120° | 120° | 120° |
| Light Color | WH/NW/WW | WH/NW/WW | WH/NW/WW | WH/NW/WW | WH/NW/WW |
| CRI | >80 | >80 | >80 | >80 | >80 |
| IP Rating | IP20 | IP20 | IP20 | IP20 | IP20 |
| Life Span | 25 000 h | 25 000 h | 25 000 h | 25 000 h | 25 000 h |
| Dimension | 90x90x20mm | 120x120x20mm | 167x167x20mm | 225x225x20mm | 300x300x25mm |
| Cutting Size | 75x75mm | 110x110mm | 155x155mm | 205x205mm | 282x282mm |
| EAN Code 6000K | 3800156624443 | 3800156624474 | 3800156624504 | 3800156623484 | 3800156624542 |
| EAN Code 4500K | 3800156624450 | 3800156624481 | 3800156624511 | 3800156623538 | 3800156624559 |
| EAN Code 2700K | 3800156624467 | 3800156624498 | 3800156624528 | 3800156623491 | 3800156624566 |



LED SURFACE PANELS




COLOR CHANGING KNOB : 3000-4500-6000K



100°
BEAM ANGLE



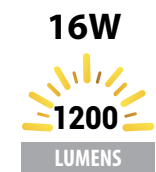
IP44



DL2581 3000K to 6000K



DL2582 3000K to 6000K



DL2583 3000K to 6000K



DL2584 3000K to 6000K



DL2585 3000K to 6000K

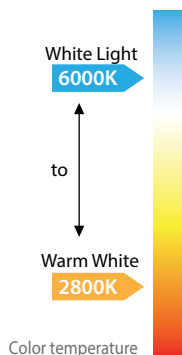
Recessed LED Slim DownLight

COLOR CHANGING LED 3000 to 6000K

ROUND MODULE - Dimmable

6W Recessed LED 9W Recessed LED 16W Recessed LED 20W Recessed LED 24W Recessed LED

| SKU No. | DL2581 | DL2582 | DL2583 | DL2584 | DL2585 |
|---------------|-------------|-------------|-------------|-------------|-------------|
| Watts | 6W | 9W | 16W | 20W | 24W |
| Input Voltage | AC:220-240V | AC:220-240V | AC:220-240V | AC:220-240V | AC:220-240V |
| Flux | 450 lm | 650 lm | 1200 lm | 1800 lm | 2100 lm |
| Beam Angle | 100° | 100° | 100° | 100° | 100° |
| Light Color | 3000-6000K | 3000-6000K | 3000-6000K | 3000-6000K | 3000-6000K |
| CRI | >80 | >80 | >80 | >80 | >80 |
| IP Rating | IP44 | IP44 | IP44 | IP44 | IP20 |
| Life Span | 25 000 h | 25 000 h | 25 000 h | 25 000 h | 25 000 h |
| Dimension | φ115x32mm | φ115x32mm | φ170x32mm | φ190x32mm | φ240x32mm |
| Cutting Size | φ105mm | φ105mm | φ155mm | φ205mm | φ225mm |



EAN Code 3000-6000K 3800156625815 3800156625822 3800156625839 3800156625846 3800156625853



LED SURFACE PANELS



Recessed LED DownLight Adapter

From Mini Panel to Surface Panel

SKU No.

OT5001 Surface 3' D105 for 6W - 9W
Compatible with DL2581, DL2582

OT5002 Surface 5' D155 for 12W - 16W
Compatible with DL2583

OT5003 Surface 7' D205 for 18W - 20W
Compatible with DL2584

OT5004 Surface 8' D225 for 22W - 24W
Compatible with DL2585

MODULES/ MINI PANES DIMMABLE DRIVERS

DIMMABLE DRIVER 220V 5-9*1W 300MA

SKU No.

AC6025

DIMMABLE DRIVER 220V 10-18*1W 300MA

AC6026

DIMMABLE DRIVER 220V 20-30*1W 300MA

AC6027



Dimmable



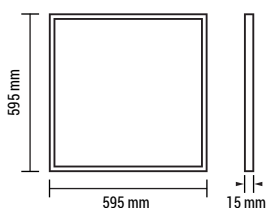
LED PANELS



NEW



- P** Watts: 25W
- ⚡** Input Voltage: AC:175-265V
- ☀️** Flux: 3000 lm
- 📐** Beam Angle: 120°
- Ra** CRI: >80
- 💧** IP Rating: IP20
- 🕒** Life Span: 25 000 h
- 📏** Dimension: 595x595mm



A+
SDCD<6
UGR<19

- SKU No.**
- White Light **DL2723 6000K**
 - Neutral White **DL2724 4500K**
 - Warm White **DL2725 2800K**
- Color temperature

25W LED PANEL
WITH DRIVER PF>0.9

3000 LUMENS

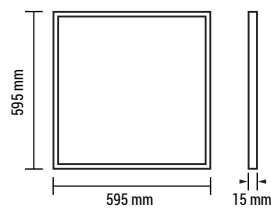
120° BEAM ANGLE

IP20

120lm/W HIGH LUMEN

EAN Code 6000K [3800156627239](#)
 EAN Code 4500K [3800156627246](#)
 EAN Code 2700K [3800156627253](#)

- White Light **DL2720 6000K**
 - Neutral White **DL2721 4500K**
 - Warm White **DL2722 2800K**
- Color temperature



A+
SDCD<6
UGR<19

- P** Watts: 25W
- ⚡** Input Voltage: AC:175-265V
- ☀️** Flux: 3000 lm
- 📐** Beam Angle: 120°
- Ra** CRI: >80
- 💧** IP Rating: IP20
- 🕒** Life Span: 25 000 h
- 📏** Dimension: 595x595mm



25W LED PANEL 6PCS BOX
WITH DRIVER PF>0.9

3000 LUMENS

120° BEAM ANGLE

IP20

120lm/W HIGH LUMEN

EAN Code 6000K [3800156627208](#)
 EAN Code 4500K [3800156627215](#)
 EAN Code 2700K [3800156627222](#)



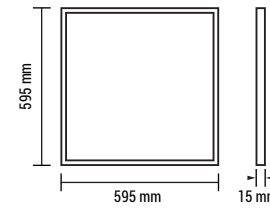
LED PANELS



NEW



- P** Watts: 40W
- ⚡** Input Voltage: AC:175-265V
- ☀️** Flux: 4800 lm
- 📐** Beam Angle: 120°
- Ra** CRI: >80
- 💧** IP Rating: IP20
- 🕒** Life Span: 25 000 h
- 📏** Dimension: 595x595mm



A+
UGR<19

- SKU No.**
- White Light **DL2726 6000K**
 - Neutral White **DL2727 4500K**
 - Warm White **DL2728 2800K**
- Color temperature

40W LED PANEL
WITH DRIVER PF>0.9

4800 LUMENS

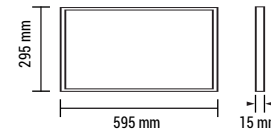
120° BEAM ANGLE

IP20

120lm/W HIGH LUMEN

EAN Code 6000K [3800156627260](#)
 EAN Code 4500K [3800156627277](#)
 EAN Code 2700K [3800156627284](#)

- White Light **DL2388 6000K**
 - Neutral White **DL2389 4500K**
 - Warm White **DL2390 2800K**
- Color temperature



- P** Watts: 25W
- ⚡** Input Voltage: AC:200-240V
- ☀️** Flux: 1920 lm
- 📐** Beam Angle: 120°
- Ra** CRI: >80
- 💧** IP Rating: IP20
- 🕒** Life Span: 25 000 h
- 📏** Dimension: 295x595mm

A+



24W LED PANEL
WITH DRIVER

EAN Code 6000K [3800156623880](#)
 EAN Code 4500K [3800156623897](#)
 EAN Code 2700K [3800156623903](#)

1920 LUMENS

120° BEAM ANGLE

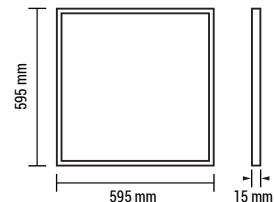
IP20



LED PANELS



| | | | |
|------------------------|-------------|--------------------|-----------|
| P Watts | 36W | Ra CRI | >80 |
| ⚡ Input Voltage | AC:175-265V | 💧 IP Rating | IP20 |
| ☀️ Flux | 2880 lm | 🕒 Life Span | 25 000 h |
| 📐 Beam Angle | 120° | 📏 Dimension | 595x595mm |



| | |
|----------------|-------------------|
| SKU No. | White Light |
| DL2350 | 6000K |
| | Neutral White |
| DL2363 | 4500K |
| | Warm White |
| DL2351 | 2800K |
| | Color temperature |

36W LED PANEL WITH DRIVER

2880 LUMENS

120° BEAM ANGLE

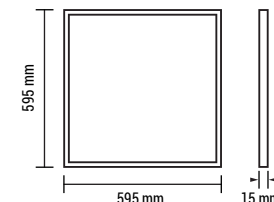
IP20

EAN Code 6000K [3800156623507](#)
 EAN Code 4500K [3800156623637](#)
 EAN Code 2700K [3800156623514](#)

LED PANELS



| | | | |
|------------------------|-------------|--------------------|-----------|
| P Watts | 48W | Ra CRI | >80 |
| ⚡ Input Voltage | AC:200-240V | 💧 IP Rating | IP20 |
| ☀️ Flux | 3840 lm | 🕒 Life Span | 25 000 h |
| 📐 Beam Angle | 120° | 📏 Dimension | 595x595mm |



| | |
|-----------------|-------------------|
| SKU No. | White Light |
| DL2367-S | 6000K |
| | Neutral White |
| DL2368-S | 4500K |
| | Warm White |
| DL2369-S | 2800K |
| | Color temperature |

48W LED PANEL WITH DRIVER

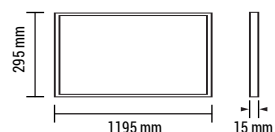
3840 LUMENS

120° BEAM ANGLE

IP20

EAN Code 6000K [3800156623675](#)
 EAN Code 4500K [3800156623682](#)
 EAN Code 2700K [3800156623699](#)

| | |
|----------------|-------------------|
| SKU No. | White Light |
| DL2356 | 6000K |
| | Neutral White |
| DL2358 | 4500K |
| | Warm White |
| DL2357 | 2800K |
| | Color temperature |



| | | | |
|------------------------|-------------|--------------------|------------|
| P Watts | 48W | Ra CRI | >80 |
| ⚡ Input Voltage | AC:200-240V | 💧 IP Rating | IP20 |
| ☀️ Flux | 3840 lm | 🕒 Life Span | 25 000 h |
| 📐 Beam Angle | 120° | 📏 Dimension | 295x1195mm |



48W LED PANEL WITH DRIVER

3840 LUMENS

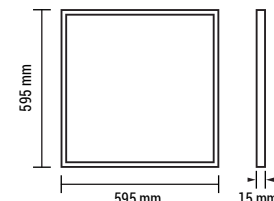
120° BEAM ANGLE

IP20

EAN Code 6000K [3800156623569](#)
 EAN Code 4500K [3800156623583](#)
 EAN Code 2700K [3800156623576](#)



| | | | |
|------------------------|-------------|--------------------|-----------|
| P Watts | 48W | Ra CRI | >80 |
| ⚡ Input Voltage | AC:200-240V | 💧 IP Rating | IP20 |
| ☀️ Flux | 3840 lm | 🕒 Life Span | 25 000 h |
| 📐 Beam Angle | 120° | 📏 Dimension | 595x595mm |



| | |
|----------------|-------------------|
| SKU No. | White Light |
| DL2367 | 6000K |
| | Neutral White |
| DL2368 | 4500K |
| | Warm White |
| DL2369 | 2800K |
| | Color temperature |

48W LED PANEL 2PCS BOX WITH DRIVER

3840 LUMENS

120° BEAM ANGLE

IP20

EAN Code 6000K [3800156623675](#)
 EAN Code 4500K [3800156623682](#)
 EAN Code 2700K [3800156623699](#)



LED PANELS

NEW



- SKU No. AC6013**
- Output voltage 45-65V DC
 - Input Voltage AC:180-265V
 - IP Rating IP20
 - Dimension 140x45x30mm

NEW

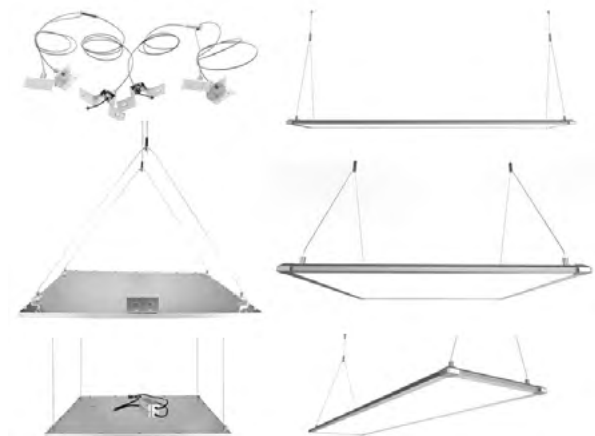


- SKU No. AC6024**
- Output voltage 30-40V DC
 - Input Voltage AC:180-265V
 - IP Rating IP20
 - Dimension 140x45x30mm

DIMMABLE DRIVER FOR LED PANEL 48W
710mA 45-63V DC

DIMMABLE DRIVER FOR LED PANEL 48W
1100mA 30-40V DC

ACCESSORIES FOR HANGING



SKU No. OT5182
Stainless steel cable



SKU No. OT5188
Clips for LED Panel

LED PANELS

LED PANEL FRAMES



SKU No. OT5195

Dimension 300x300mm

SKU No. OT5198

Dimension 600x600mm



SKU No. OT5196

Dimension 600x300mm

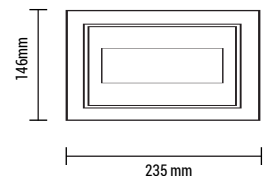
SKU No. OT5197

Dimension 1200x300mm

LED DOWNLIGHTS



| | | | |
|------------------------|-------------|--------------------|----------------|
| P Watts | 30W | Ra CRI | >80 |
| V Input Voltage | AC:200-240V | IP Rating | IP20 |
| F Flux | 2400 lm | L Life Span | 25 000 h |
| B Beam Angle | 90° | D Dimension | 235x146x140 mm |



| | |
|-------------------|-------------|
| SKU No. | White Light |
| CB3230 | 6000K |
| Neutral White | |
| CB3232 | 4500K |
| Warm White | |
| CB3231 | 2800K |
| Color temperature | |

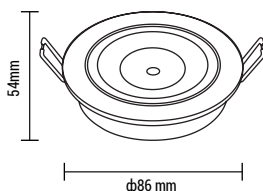
30W COB DOWNLIGHT RECTANGULAR

2400 **90°** **220x125 mm** **80°** **IP20**

EAN Code 6000K [3800156632301](#)
 EAN Code 4500K [3800156632325](#)
 EAN Code 2700K [3800156632318](#)



| | | | |
|------------------------|-------------|--------------------|----------|
| P Watts | 5W | Ra CRI | >80 |
| V Input Voltage | AC:185-265V | IP Rating | IP20 |
| F Flux | 360 lm | L Life Span | 25 000 h |
| B Beam Angle | 38° | D Dimension | φ86x54mm |



| | |
|-------------------|-------------|
| SKU No. | White Light |
| CB3281 | 6000K |
| Neutral White | |
| CB3282 | 4500K |
| Warm White | |
| CB3283 | 2800K |
| Color temperature | |

5W COB DOWNLIGHT ROUND, ROTATABLE

360 **38°** **φ70 mm** **45°** **IP20**

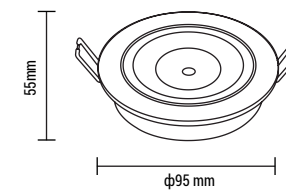
EAN Code 6000K [3800156632813](#)
 EAN Code 4500K [3800156632820](#)
 EAN Code 2700K [3800156632837](#)



LED DOWNLIGHTS



| | | | |
|------------------------|-------------|--------------------|----------|
| P Watts | 8W | Ra CRI | >80 |
| V Input Voltage | AC:200-240V | IP Rating | IP20 |
| F Flux | 640 lm | L Life Span | 25 000 h |
| B Beam Angle | 60° | D Dimension | φ95x55mm |



| | |
|-------------------|-------------|
| SKU No. | White Light |
| CB3201 | 6000K |
| Neutral White | |
| CB3206 | 4500K |
| Warm White | |
| CB3202 | 2800K |
| Color temperature | |

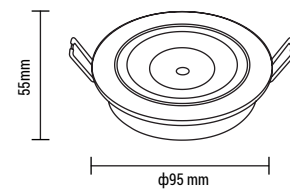
8W COB DOWNLIGHT ROUND, ROTATABLE

640 **60°** **φ80 mm** **45°** **IP20**

EAN Code 6000K [3800156632011](#)
 EAN Code 4500K [3800156632066](#)
 EAN Code 2700K [3800156632028](#)

| | |
|-------------------|-------------|
| SKU No. | White Light |
| CB3203 | 6000K |
| Neutral White | |
| CB3205 | 4500K |
| Warm White | |
| CB3204 | 2800K |
| Color temperature | |

| | | | |
|------------------------|-------------|--------------------|----------|
| P Watts | 5W | Ra CRI | >80 |
| V Input Voltage | AC:185-265V | IP Rating | IP20 |
| F Flux | 6400 lm | L Life Span | 25 000 h |
| B Beam Angle | 60° | D Dimension | φ95x55mm |



EAN Code 6000K [3800156632035](#)
 EAN Code 4500K [3800156632059](#)
 EAN Code 2700K [3800156632042](#)



8W COB DOWNLIGHT ROUND, ROTATABLE

640 **60°** **φ80 mm** **45°** **IP20**

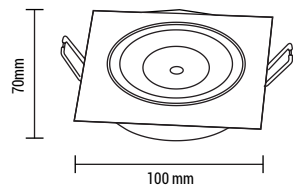


LED DOWNLIGHTS



WHITE BODY

- P** Watts: 8W
- ⚡** Input Voltage: AC:200-240V
- ☀️** Flux: 640 lm
- 📐** Beam Angle: 60°
- Ra** CRI: >80
- 💧** IP Rating: IP20
- 🕒** Life Span: 25 000 h
- 📏** Dimension: 100x100x70mm



- SKU No.**
- White Light **CB3207 6000K**
 - Neutral White **CB3222 4500K**
 - Warm White **CB3212 2800K**
- Color temperature



640 LUMENS

60° BEAM ANGLE

CUTTING SIZE ϕ 80 mm

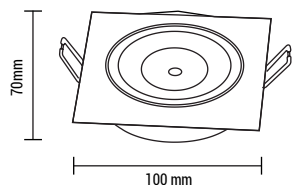
ADJUSTABLE ANGLE 45°

IP20

EAN Code 6000K [3800156632073](#)
 EAN Code 4500K [3800156632226](#)
 EAN Code 2700K [3800156632127](#)

8W COB DOWNLIGHT SQUARE, ROTATABLE

- SKU No.**
- White Light **6000K CB3223**
 - Neutral White **4500K CB3224**
 - Warm White **2800K CB3225**
- Color temperature



- P** Watts: 8W
- ⚡** Input Voltage: AC:200-240V
- ☀️** Flux: 640 lm
- 📐** Beam Angle: 60°
- Ra** CRI: >80
- 💧** IP Rating: IP20
- 🕒** Life Span: 25 000 h
- 📏** Dimension: 100x100x70mm



INOX BODY

640 LUMENS

60° BEAM ANGLE

CUTTING SIZE ϕ 80 mm

ADJUSTABLE ANGLE 45°

IP20

EAN Code 6000K [3800156632233](#)
 EAN Code 4500K [3800156632240](#)
 EAN Code 2700K [3800156632257](#)

8W COB DOWNLIGHT SQUARE, ROTATABLE



LED DOWNLIGHTS



SAVE 80% ENERGY



20W ϕ 140 mm **1500** LUMENS

30W ϕ 165mm **2400** LUMENS

40W ϕ 200 mm **3200** LUMENS

CB3234 Neutral Light 4500K

CB3235 Neutral Light 4500K

CB3236 Neutral Light 4500K

LED COB DOWNLIGHT SQUARE

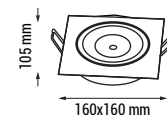
20W COB DOWNLIGHT Rotatable

30W COB DOWNLIGHT

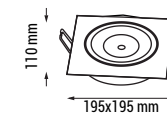
40W COB DOWNLIGHT

- SKU No.**
- P** Watts: 20W
 - ⚡** Input Voltage: AC:180-265V
 - ☀️** Flux: 1500 lm
 - 📐** Beam Angle: 72°
 - 🌈** Light Color: NW
 - Ra** CRI: >80
 - 💧** IP Rating: IP20
 - 🕒** Life Span: 25 000 h
 - 📏** Dimension: 160x160 mm

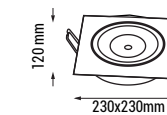
EAN Code 4500K



[3800156632349](#)



[3800156632356](#)



[3800156632363](#)

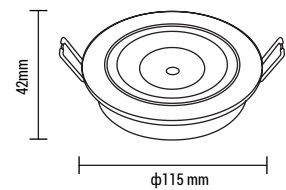
- White Light **6000K**
 - Neutral White **NW 4500K**
 - Warm White **2800K**
- Color temperature



LED DOWNLIGHTS



| | | | |
|------------------------|-------------|--------------------|-----------|
| P Watts | 12W | Ra CRI | >80 |
| V Input Voltage | AC:200-240V | IP Rating | IP20 |
| F Flux | 960 lm | L Life Span | 25 000 h |
| B Beam Angle | 60° | D Dimension | φ115x42mm |



| | |
|-------------------|-------------|
| SKU No. | White Light |
| CB3251 | 6000K |
| Neutral White | |
| CB3252 | 4500K |
| Warm White | |
| CB3253 | 2800K |
| Color temperature | |

12W COB DOWNLIGHT ROUND, ADJUSTABLE

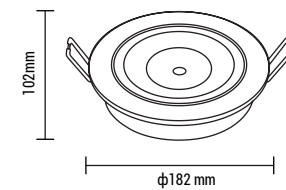
960 LUMENS
60° BEAM ANGLE
φ106 mm CUTTING SIZE
45° ADJUSTABLE ANGLE
IP20

EAN Code 6000K [3800156632516](#)
 EAN Code 4500K [3800156632523](#)
 EAN Code 2700K [3800156632530](#)

LED DOWNLIGHTS



| | | | |
|------------------------|-------------|--------------------|------------|
| P Watts | 25W | Ra CRI | >80 |
| V Input Voltage | AC:200-240V | IP Rating | IP20 |
| F Flux | 2200 lm | L Life Span | 25 000 h |
| B Beam Angle | 60° | D Dimension | φ182x102mm |



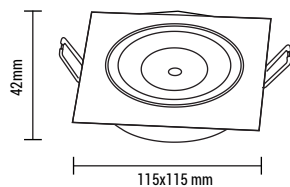
| | |
|-------------------|-------------|
| SKU No. | White Light |
| CB3241 | 6000K |
| Neutral White | |
| CB3242 | 4500K |
| Color temperature | |

25W COB DOWNLIGHT ROUND, ADJUSTABLE

2200 LUMENS
60° BEAM ANGLE
φ160 mm CUTTING SIZE
IP20

EAN Code 6000K [3800156632417](#)
 EAN Code 4500K [3800156632424](#)

| | |
|-------------------|---------------|
| SKU No. | White Light |
| 6000K | CB3254 |
| Neutral White | |
| 4500K | CB3255 |
| Warm White | |
| 2800K | CB3256 |
| Color temperature | |



| | | | |
|------------------------|-------------|--------------------|--------------|
| P Watts | 12W | Ra CRI | >80 |
| V Input Voltage | AC:200-240V | IP Rating | IP20 |
| F Flux | 960 lm | L Life Span | 25 000 h |
| B Beam Angle | 60° | D Dimension | 115x115x42mm |



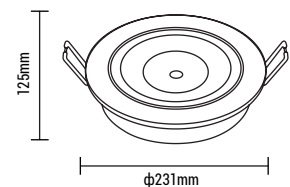
12W COB DOWNLIGHT SQUARE, ADJUSTABLE

EAN Code 6000K [3800156632547](#)
 EAN Code 4500K [3800156632554](#)
 EAN Code 2700K [3800156632561](#)

960 LUMENS
60° BEAM ANGLE
φ106mm CUTTING SIZE
45° ADJUSTABLE ANGLE
IP20



| | |
|-------------------|---------------|
| SKU No. | White Light |
| 6000K | CB3243 |
| Neutral White | |
| 4500K | CB3244 |
| Color temperature | |



| | | | |
|------------------------|-------------|--------------------|------------|
| P Watts | 35W | Ra CRI | >80 |
| V Input Voltage | AC:200-240V | IP Rating | IP20 |
| F Flux | 3000 lm | L Life Span | 25 000 h |
| B Beam Angle | 80° | D Dimension | φ231x125mm |



35W COB DOWNLIGHT ROUND, ADJUSTABLE

EAN Code 6000K [3800156632431](#)
 EAN Code 4500K [3800156632448](#)

3000 LUMENS
80° BEAM ANGLE
φ210 mm CUTTING SIZE
IP20



LED DOWNLIGHTS



A+



145°

BEAM ANGLE



SAVE 80%

ENERGY



IP20

| 15W | 20W | 30W |
|-------------|-------------|-------------|
| | | |
| 1200 | 1600 | 2500 |
| LUMENS | LUMENS | LUMENS |
| φ155mm | φ165 mm | φ195 mm |

| | | | | | | | | |
|--------|---------------|-------|--------|---------------|-------|--------|---------------|-------|
| CB3270 | White Light | 6000K | CB3273 | White Light | 6000K | CB3276 | White Light | 6000K |
| CB3271 | Neutral Light | 4500K | CB3274 | Neutral Light | 4500K | CB3277 | Neutral Light | 4500K |
| CB3272 | Warm Light | 2700K | CB3275 | Warm Light | 2700K | CB3278 | Warm Light | 2700K |

LED COB DOWNLIGHT

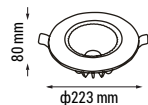
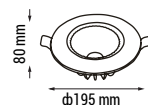
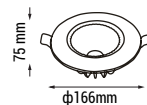
TÜV

15W LED COB DOWNLIGHT

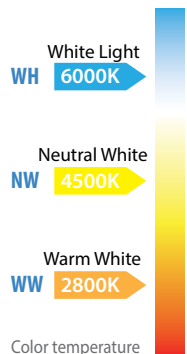
20W LED COB DOWNLIGHT

30W LED COB DOWNLIGHT

| SKU No. | CB3270/CB3271/CB3272 | CB3273/CB3274/CB3275 | CB3276/CB3277/CB3278 |
|---------------|----------------------|----------------------|----------------------|
| Watts | 15W | 20W | 30W |
| Input Voltage | AC:180-265V | AC:180-265V | AC:180-265V |
| Flux | 1200 lm | 1600 lm | 2500 lm |
| Beam Angle | 145° | 145° | 145° |
| Light Color | WH/NW/WW | WH/NW/WW | WH/NW/WW |
| CRI | >80 | >80 | >80 |
| IP Rating | IP20 | IP20 | IP20 |
| Life Span | 25 000 h | 25 000 h | 25 000 h |



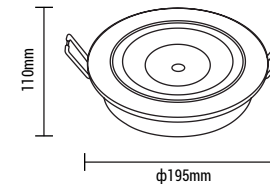
| | | | |
|----------------|---------------|---------------|---------------|
| EAN Code 6000K | 3800156632707 | 3800156632738 | 3800156632769 |
| EAN Code 4500K | 3800156632714 | 3800156632745 | 3800156632776 |
| EAN Code 2700K | 3800156632721 | 3800156632752 | 3800156632783 |



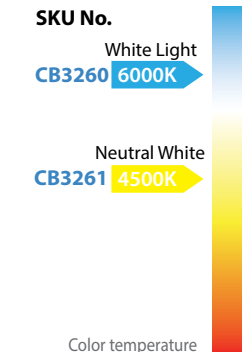
LED DOWNLIGHT



| | | | |
|---------------|-------------|-----------|------------|
| Watts | 40W | CRI | >80 |
| Input Voltage | AC:200-240V | IP Rating | IP20 |
| Flux | 4000 lm | Life Span | 25 000 h |
| Beam Angle | 60° | Dimension | φ195x110mm |



A+

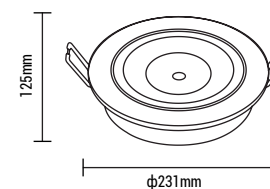
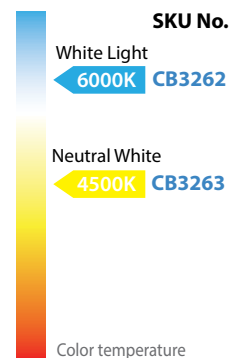


40W COB DOWNLIGHT

TÜV

| | | | |
|-------------|------------|----------------|-------------|
| 4000 | 60° | φ175 mm | IP20 |
| LUMENS | BEAM ANGLE | CUTTING SIZE | |

| | |
|----------------|---------------|
| EAN Code 6000K | 3800156632608 |
| EAN Code 4500K | 3800156632615 |



A+

| | | | |
|---------------|-------------|-----------|------------|
| Watts | 60W | CRI | >80 |
| Input Voltage | AC:200-240V | IP Rating | IP20 |
| Flux | 5600 lm | Life Span | 25 000 h |
| Beam Angle | 60° | Dimension | φ231x125mm |



60W COB DOWNLIGHT

TÜV

| | |
|----------------|---------------|
| EAN Code 6000K | 3800156632622 |
| EAN Code 4500K | 3800156632639 |


| | | | |
|-------------|------------|----------------|-------------|
| 5600 | 60° | φ205 mm | IP20 |
| LUMENS | BEAM ANGLE | CUTTING SIZE | |



LED STRIPS



| | | | |
|-----------------|---------|---------------|------------|
| Type LED | 3528 | Flux per watt | 50lm/W |
| LEDs/m | 60 pcs | Beam Angle | 120° |
| Power per meter | 4.8W/m | IP Rating | IP20 |
| Voltage | DC: 12V | Dimension | 5000x8x2mm |



A+
4.8W/m

| | |
|---------|---------------------|
| SKU No. | Color : |
| ST4702 | White Light 6000K |
| ST4703 | Neutral White 4500K |
| ST4704 | Warm White 2800K |
| ST4705 | RED |
| ST4706 | GREEN |
| ST4707 | BLUE |



LED STRIP 12V
Professional Edition
3528-NON WATERPROOF
60 SMD/m

LED STRIPS



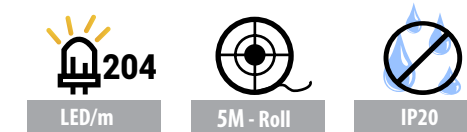
| | | | |
|-----------------|---------|---------------|-------------|
| Type LED | 3528 | Flux per watt | 50lm/W |
| LEDs/m | 204 pcs | Beam Angle | 120° |
| Power per meter | 16.5W/m | IP Rating | IP20 |
| Voltage | DC: 12V | Dimension | 5000x10x2mm |



A+
16.5W/m

| | |
|---------|---------------------|
| SKU No. | Color : |
| ST4761 | White Light 6000K |
| ST4762 | Neutral White 4500K |
| ST4763 | Warm White 2800K |

Color temperature



LED STRIP 12V
Professional Edition
3528-NON WATERPROOF
204 SMD/m

| | |
|---------------------|---------|
| Color : | SKU No. |
| White Light 6000K | ST4710 |
| Neutral White 4500K | ST4740 |
| Warm White 2800K | ST4711 |


Color temperature

| | | | |
|-----------------|---------|---------------|------------|
| Type LED | 3528 | Flux per watt | 50lm/W |
| LEDs/m | 120 pcs | Beam Angle | 120° |
| Power per meter | 9.6W/m | IP Rating | IP20 |
| Voltage | DC: 12V | Dimension | 5000x8x2mm |

A+
9.6W/m



LED STRIP 12V
Professional Edition
3528-NON WATERPROOF
120 SMD/m



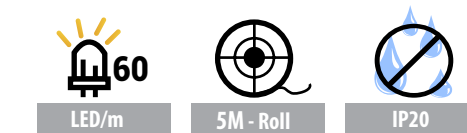
| | | | |
|-----------------|---------|---------------|-------------|
| Type LED | 5050 | Flux per watt | 100lm/W |
| LEDs/m | 60 pcs | Beam Angle | 120° |
| Power per meter | 14.4W/m | IP Rating | IP20 |
| Voltage | DC: 12V | Dimension | 5000x12x2mm |

A+
14.4W/m



| | |
|---------|-------------------|
| SKU No. | Color : |
| ST4313 | RGB+WH |
| | White Light 6000K |

| | |
|---------|------------------|
| SKU No. | Color : |
| ST4314 | RGB+WW |
| | Warm White 2800K |



LED STRIP 12V
Professional Edition
5050-NON-WATERPROOF
60 SMD/m RGB




LED STRIPS



| | | | |
|-----------------|---------|---------------|-------------|
| Type LED | 5050 | Flux per watt | 70lm/W |
| LEDs/m | 30 pcs | Beam Angle | 120° |
| Power per meter | 7.2W/m | IP Rating | IP20 |
| Voltage | DC: 12V | Dimension | 5000x10x2mm |

SKU No. **ST4311**

RGB



A+
7.2W/m



LED/m



5M - Roll



IP20

LED STRIP 12V

Professional Edition
5050 NON - WATERPROOF
30 SMD/m RGB

SKU No. **ST4315**

RGB



| | | | |
|-----------------|---------|---------------|---------------|
| Type LED | 5050 | Flux per watt | 70lm/W |
| LEDs/m | 30 pcs | Beam Angle | 120° |
| Power per meter | 7.2W/m | IP Rating | IP54 |
| Voltage | DC: 12V | Dimension | 5000x10x2.5mm |

A+
7.2W/m



LED/m



5M - Roll



IP54

LED STRIP 12V

Professional Edition
5050-WATERPROOF
30 SMD/m RGB




LED STRIPS



| | | | |
|-----------------|---------|---------------|-------------|
| Type LED | 5050 | Flux per watt | 70lm/W |
| LEDs/m | 60 pcs | Beam Angle | 120° |
| Power per meter | 14.4W/m | IP Rating | IP20 |
| Voltage | DC: 12V | Dimension | 5000x10x2mm |

SKU No. **ST4312**

RGB



A+
14.4W/m



LED/m



5M - Roll



IP20

LED STRIP 12V

Professional Edition
5050 NON - WATERPROOF
60 SMD/m RGB

SKU No. **ST4316**

RGB



| | | | |
|-----------------|---------|---------------|---------------|
| Type LED | 5050 | Flux per watt | 70lm/W |
| LEDs/m | 60 pcs | Beam Angle | 120° |
| Power per meter | 14.4W/m | IP Rating | IP54 |
| Voltage | DC: 12V | Dimension | 5000x10x2.5mm |

A+
14.4W/m



LED/m



5M - Roll



IP54

LED STRIP 12V

Professional Edition
5050-WATERPROOF
60 SMD/m RGB



LED STRIPS



| | | | |
|-----------------|---------|---------------|--------------|
| Type LED | 3528 | Flux per watt | 50lm/W |
| LEDs/m | 60 pcs | Beam Angle | 120° |
| Power per meter | 4.8W/m | IP Rating | IP54 |
| Voltage | DC: 12V | Dimension | 5000x8x2.5mm |



A+

4.8W/m

SKU No. Color :

- ST4732 White Light 6000K
- ST4731 Neutral White 4500K
- ST4733 Warm White 2800K
- ST4734 RED
- ST4735 GREEN
- ST4736 BLUE

60 LED/m
 5M - Roll
 IP54

LED STRIP 12V
Professional Edition
3528-WATERPROOF
60 SMD/m

LED STRIPS



| | | | |
|-----------------|---------|---------------|-------------|
| Type LED | 5050 | Flux per watt | 50lm/W |
| LEDs/m | 30 pcs | Beam Angle | 120° |
| Power per meter | 7.2W/m | IP Rating | IP20 |
| Voltage | DC: 12V | Dimension | 5000x10x2mm |



A+

7.2W/m

SKU No. Color :

- ST4801 White Light 6000K
- ST4800 Neutral White 4500K
- ST4802 Warm White 2800K

Color temperature

30 LED/m
 5M - Roll
 IP20

LED STRIP 12V
Professional Edition
5050-NON WATERPROOF
30 SMD/m

Color : SKU No.

White Light 6000K ST4720


Warm White 2800K ST4721

Color temperature

| | | | |
|-----------------|---------|---------------|--------------|
| Type LED | 3528 | Flux per watt | 50lm/W |
| LEDs/m | 120 pcs | Beam Angle | 120° |
| Power per meter | 9.6W/m | IP Rating | IP54 |
| Voltage | DC: 12V | Dimension | 5000x8x2.5mm |

A+

9.6W/m



120 LED/m
 5M - Roll
 IP54

LED STRIP 12V
Professional Edition
3528-WATERPROOF
120 SMD/m



Color : SKU No.

White Light 6000K ST4807

Neutral White 4500K ST4827

Warm White 2800K ST4808

RED ST4823

BLUE ST4825

| | | | |
|-----------------|---------|---------------|-------------|
| Type LED | 5050 | Flux per watt | 50lm/W |
| LEDs/m | 60 pcs | Beam Angle | 120° |
| Power per meter | 14.4W/m | IP Rating | IP20 |
| Voltage | DC: 12V | Dimension | 5000x10x2mm |

A+

14.4W/m



60 LED/m
 5M - Roll
 IP20

LED STRIP 12V
Professional Edition
5050-NON WATERPROOF
60 SMD/m



LED STRIPS



| | | | |
|-----------------|---------|---------------|---------------|
| Type LED | 5050 | Flux per watt | 50lm/W |
| LEDs/m | 30 pcs | Beam Angle | 120° |
| Power per meter | 7.2W/m | IP Rating | IP54 |
| Voltage | DC: 12V | Dimension | 5000x10x2.5mm |



A+
7.2W/m

SKU No. Color :

ST4809 White Light 6000K

ST4811 Neutral White 4500K

ST4810 Warm White 2800K

Color temperature



LED STRIP 12V
Professional Edition
5050-WATERPROOF
30 SMD/m

LED STRIPS



| | | | |
|-----------------|---------|---------------|------------|
| Type LED | 3014 | Flux per watt | 70lm/W |
| LEDs/m | 120 pcs | Beam Angle | 120° |
| Power per meter | 12W/m | IP Rating | IP20 |
| Voltage | DC: 12V | Dimension | 5000x8x2mm |



A+
12W/m

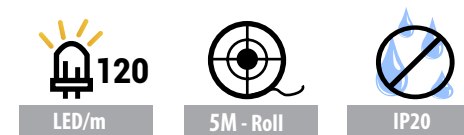
SKU No. Color :

ST4901 White Light 6000K

ST4903 Neutral White 4500K

ST4902 Warm White 2800K

Color temperature



LED STRIP 12V
Professional Edition
3014-NON WATERPROOF
120 SMD/m

LED STRIP 12V
Professional Edition
5050-WATERPROOF
60 SMD/m



| | | | |
|-----------------|---------|---------------|---------------|
| Type LED | 5050 | Flux per watt | 50lm/W |
| LEDs/m | 60 pcs | Beam Angle | 120° |
| Power per meter | 14.4W/m | IP Rating | IP54 |
| Voltage | DC: 12V | Dimension | 5000x10x2.5mm |

A+
14.4W/m



| | |
|---------------------|---------|
| Color : | SKU No. |
| White Light 6000K | ST4839 |
| Neutral White 4500K | ST4841 |
| Warm White 2800K | ST4840 |

Color temperature

| | |
|---------------------|---------|
| Color : | SKU No. |
| White Light 6000K | ST4911 |
| Neutral White 4500K | ST4913 |
| Warm White 2800K | ST4912 |

Color temperature

| | | | |
|-----------------|---------|---------------|-------------|
| Type LED | 5630 | Flux per watt | 70lm/W |
| LEDs/m | 60 pcs | Beam Angle | 120° |
| Power per meter | 12W/m | IP Rating | IP20 |
| Voltage | DC: 12V | Dimension | 5000x10x2mm |

A+
12W/m



LED STRIP 12V
Professional Edition
5630-NON WATERPROOF
60 SMD/m



LED STRIPS



| | | | |
|-----------------|---------|---------------|-------------|
| Type LED | 2835 | Flux per watt | 105lm/W |
| LEDs/m | 196 pcs | Beam Angle | 120° |
| Power per meter | 20W/m | IP Rating | IP20 |
| Voltage | DC: 24V | Dimension | 5000x12x2mm |

A+
20W/m
DC: 24V



| | |
|----------------|------------------------|
| SKU No. | Color : |
| ST4421 | White Light 6000K |
| ST4422 | Neutral White 4500K |
| ST4423 | Warm White 2800K |

Color temperature

2100 Lumens/ M
 196 LED/m
 5M - Roll
 IP20

LED STRIP 24V
3 YEARS WARRANTY
2835-NON-WATERPROOF
196 SMD/m

LED STRIPS



| | | | |
|-----------------|---------|---------------|-------------|
| Type LED | 5054 | Flux per watt | 70lm/W |
| LEDs/m | 60 pcs | Beam Angle | 120° |
| Power per meter | 16W/m | IP Rating | IP20 |
| Voltage | DC: 24V | Dimension | 5000x10x2mm |

A+
16W/m
DC: 24V



| | |
|----------------|------------------------|
| SKU No. | Color : |
| ST4431 | White Light 6000K |
| ST4432 | Neutral White 4500K |
| ST4433 | Warm White 2800K |

Color temperature

1120 Lumens/ M
 60 LED/m
 5M - Roll
 IP20

LED STRIP 24V
3 YEARS WARRANTY
5054-NON-WATERPROOF
60 SMD/m

| | |
|------------------------|----------------|
| Color : | SKU No. |
| White Light 6000K | ST4451 |
| Neutral White 4500K | ST4452 |
| Warm White 2800K | ST4453 |

Color temperature

| | | | |
|-----------------|---------|---------------|---------------|
| Type LED | 2835 | Flux per watt | 105lm/W |
| LEDs/m | 196 pcs | Beam Angle | 120° |
| Power per meter | 20W/m | IP Rating | IP54 |
| Voltage | DC: 24V | Dimension | 5000x12x2.5mm |

A+
20W/m
DC: 24V



LED STRIP 24V
3 YEARS WARRANTY
2835-WATERPROOF
196 SMD/m



2100 Lumens/ M
 196 LED/m
 5M - Roll
 IP54



| | |
|------------------------|----------------|
| Color : | SKU No. |
| White Light 6000K | ST4461 |
| Neutral White 4500K | ST4462 |
| Warm White 2800K | ST4463 |

Color temperature

| | | | |
|-----------------|---------|---------------|---------------|
| Type LED | 5054 | Flux per watt | 70lm/W |
| LEDs/m | 60 pcs | Beam Angle | 120° |
| Power per meter | 16W/m | IP Rating | IP54 |
| Voltage | DC: 24V | Dimension | 5000x10x2.5mm |

A+
16W/m
DC: 24V




LED STRIP 24V
3 YEARS WARRANTY
5054-WATERPROOF
60 SMD/m



1120 Lumens/ M
 60 LED/m
 5M - Roll
 IP54



LED STRIPS



| | | | |
|-----------------|---------|---------------|-------------|
| Type LED | 3528 | Flux per watt | 50lm/W |
| LEDs/m | 120 pcs | Beam Angle | 120° |
| Power per meter | 9.6W/m | IP Rating | IP20 |
| Voltage | DC: 24V | Dimension | 5000x10x2mm |



A+
9.6W/m
DC: 24V

SKU No. Color :

ST4856 White Light 6000K

ST4857 Neutral White 4500K

ST4858 Warm White 2800K

Color temperature



LED STRIP 24V
Professional Edition
3528-NON-WATERPROOF
120 SMD/m

LED STRIPS



| | | | |
|-----------------|---------|---------------|-------------|
| Type LED | 5050 | Flux per watt | 50lm/W |
| LEDs/m | 60 pcs | Beam Angle | 120° |
| Power per meter | 14.4W/m | IP Rating | IP54 |
| Voltage | DC: 24V | Dimension | 5000x10x3mm |



A+
14.4W/m
DC: 24V

SKU No. Color :

ST4853 White Light 6000K

ST4854 Neutral White 4500K

ST4855 Warm White 2800K

Color temperature



LED STRIP 24V
Professional Edition
5050 - WATERPROOF
60 SMD/m

Color : SKU No.

White Light 6000K ST4851

Neutral White 4500K ST4850

Warm White 2800K ST4852

Color temperature

| | | | |
|-----------------|---------|---------------|-------------|
| Type LED | 5050 | Flux per watt | 50lm/W |
| LEDs/m | 60 pcs | Beam Angle | 120° |
| Power per meter | 14.4W/m | IP Rating | IP20 |
| Voltage | DC: 24V | Dimension | 5000x10x2mm |

A+
14.4W/m
DC: 24V



LED STRIP 24V
Professional Edition
5050-NON-WATERPROOF
60 SMD/m



LED STRIP 24V
3 YEARS WARRANTY
Warm to Cool White CCT Adjustable
5025 - 60 SMD/m



| | | | |
|-----------------|---------|---------------|-------------|
| Type LED | 5025 | Flux per watt | 130lm/W |
| LEDs/m | 60 pcs | Beam Angle | 120° |
| Power per meter | 6W/m | IP Rating | IP20 : IP54 |
| Voltage | DC: 24V | Dimension | 5000x10x2mm |



A+
6W/m
DC: 24V



SKU No. ST4441 IP20

2800k to 6000K Adjustable CT



SKU No. ST4471 IP54

2800k to 6000K Adjustable CT



LED STRIPS



| | | | |
|-----------------|-----------|---------------|-------------|
| Type LED | 5050 4in1 | Flux per watt | 100lm/W |
| LEDs/m | 60 pcs | Beam Angle | 120° |
| Power per meter | 6W/m | IP Rating | IP20 |
| Voltage | DC: 24V | Dimension | 5000x12x2mm |

SKU No. **ST4481**

White Light
6000K

RGB+WH

A+
6W/m
DC: 24V



600 Lumens/M

60 LED/m

5M - Roll

IP20

SKU No. **ST4482**

Warm White
2800K

RGB+WH

LED STRIP 24V
3 YEARS WARRANTY
NON-WATERPROOF
60 SMD/m RGB

SKU No. **ST4483**

White Light
6000K

RGB+WH

| | | | |
|-----------------|-----------|---------------|-------------|
| Type LED | 5050 4in1 | Flux per watt | 100lm/W |
| LEDs/m | 60 pcs | Beam Angle | 120° |
| Power per meter | 6W/m | IP Rating | IP54 |
| Voltage | DC: 24V | Dimension | 5000x12x3mm |

A+
6W/m
DC: 24V



600 Lumens/M

60 LED/m

5M - Roll

IP54

LED STRIP 24V
3 YEARS WARRANTY
WATERPROOF
60 SMD/m RGB



SKU No. **ST4484**

Warm White
2800K

RGB+WH



LED STRIPS



| | | | |
|-----------------|---------|---------------|-------------|
| Type LED | 5050 | Flux per watt | 50lm/W |
| LEDs/m | 60 pcs | Beam Angle | 120° |
| Power per meter | 14.4W/m | IP Rating | IP20 |
| Voltage | DC: 24V | Dimension | 5000x10x2mm |

SKU No. **ST4861**

RGB

A+
14.4W/m
DC: 24V



60 LED/m

5M - Roll

IP20

LED STRIP 24V
Professional Edition
NON-WATERPROOF
60 SMD/m RGB

SKU No. **ST4862**

RGB

| | | | |
|-----------------|---------|---------------|-------------|
| Type LED | 5050 | Flux per watt | 50lm/W |
| LEDs/m | 60 pcs | Beam Angle | 120° |
| Power per meter | 14.4W/m | IP Rating | IP54 |
| Voltage | DC: 24V | Dimension | 5000x10x3mm |

A+
14.4W/m
DC: 24V



60 LED/m

5M - Roll

IP54

LED STRIP 24V
Professional Edition
WATERPROOF
60 SMD/m RGB

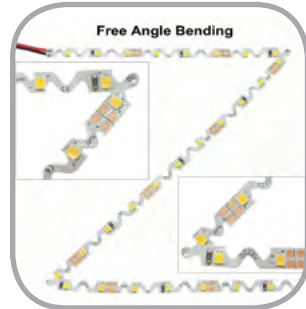


LED STRIPS



NEW

- Type LED: 2835
- LEDs/m: 60 pcs
- Power per meter: 7.2W/m
- Voltage: DC: 12V
- Beam Angle: 120°
- IP Rating: IP20
- Dimension: 5000x6x2mm



- SKU No. Color:
- MO4541 White Light 6000K
 - MO4542 Warm White 3000K
 - MO4543 RED
 - MO4545 GREEN
 - MO4544 BLUE

S-Type LED STRIP 12V
Bendable
2835-NON-WATERPROOF
60 SMD/m



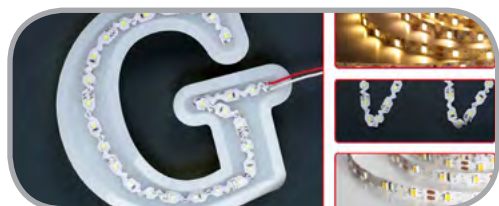
A+
7.2W/m
DC: 12V

S-Type LED STRIP 12V
Bendable
2835-WATERPROOF
60 SMD/m



NEW

- Type LED: 2835
- LEDs/m: 60 pcs
- Power per meter: 7.2W/m
- Voltage: DC: 12V
- Beam Angle: 120°
- IP Rating: IP65
- Dimension: 5000x6x3mm



- SKU No. Color:
- MO4551 White Light 6000K
 - MO4552 Warm White 3000K
 - MO4553 RED
 - MO4555 GREEN
 - MO4554 BLUE




A+
7.2W/m
DC: 12V

LED SMD MODULES




NEW

- Type LED: 2835
- LEDs/Module: 3 pcs
- Power per Module: 1W
- Voltage: DC: 12V
- Beam Angle: 160°
- IP Rating: IP65
- Dimension: 58x12mm



LENS LED MODULE 1W
3x2835 Lens SMD LED
WATERPROOF



A+
DC: 12V




NEW

- Type LED: 2835
- LEDs/Module: 3 pcs
- Power per Module: 1.5W
- Voltage: DC: 12V
- Beam Angle: 160°
- IP Rating: IP65
- Dimension: 75x15mm



LENS LED MODULE 1.5W
3x2835 Lens SMD LED
WATERPROOF



A+
DC: 12V

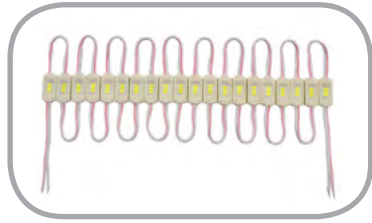
- SKU No. Color:
- MO4512 White Light 10000K
 - MO4511 White Light 6000K
 - MO4513 Warm White 3000K
 - MO4514 RED
 - MO4515 GREEN
 - MO4516 BLUE

- SKU No. Color:
- MO4522 White Light 10000K
 - MO4521 White Light 6000K
 - MO4523 Warm White 3000K
 - MO4524 RED
 - MO4526 GREEN
 - MO4525 BLUE

LED SMD MODULES

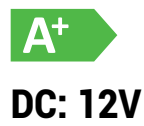


| | |
|------------------|---------|
| Type LED | 3014 |
| LEDs/Module | 3 pcs |
| Power per Module | 0.36W |
| Voltage | DC: 12V |
| Beam Angle | 120° |
| IP Rating | IP65 |
| Dimension | 18x8mm |




| SKU No. | Color : |
|---------|----------------------|
| MO4531 | White Light 6000K |
| MO4532 | Warm White 3000K |
| MO4533 | RED |
| MO4535 | GREEN |
| MO4534 | BLUE |

LED MODULE 0.36W
3x3014 SMD LED
WATERPROOF

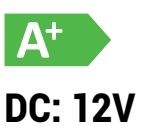



| | |
|------------------|---------|
| Type LED | 2835 |
| LEDs/Module | 4 pcs |
| Power per Module | 2.4W |
| Voltage | DC: 12V |
| Beam Angle | 160° |
| IP Rating | IP65 |
| Dimension | 38x38mm |



| SKU No. | Color : |
|---------|----------------------|
| MO4561 | White Light 6000K |
| MO4562 | Warm White 3000K |

LENS LED MODULE 2.4W
4x2835 Lens SMD LED Square
WATERPROOF



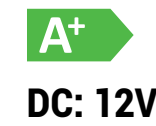
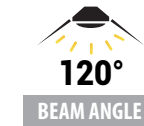
LED SMD MODULES




| | |
|------------------|---------|
| Type LED | 5050 |
| LEDs/Module | 3 pcs |
| Power per Module | 0.72W |
| Voltage | DC: 12V |
| Beam Angle | 120° |
| IP Rating | IP65 |
| Dimension | 70x16mm |



LED MODULE 0.72W
3x5050 RGB Lens SMD LED
WATERPROOF



ALUMINIUM PROFILES FOR LED STRIPS



| SKU No. | Profile |
|---------|-------------------|
| OT5190 | 6mm - 1m |
| OT5193 | 6mm Build in - 1m |
| OT5189 | 10mm - 1m |
| OT5194 | 18mm Angle - 1m |
| OT5002 | 4mm - 1m Flexible |
| OT5001 | 4mm - 2m Flexible |



POWER SUPPLIES



1
YEAR
WARRANTY

Output
Voltage
12V



STRIP POWER SUPPLIES PLASTIC 12V Output 1 YEAR WARRANTY

| SKU No. | Watts | Output Voltage | Current | IP Rating | Dimension |
|---------|-------|----------------|---------|-----------|-------------|
| AC6120 | 18W | DC:12V | 1.5A | IP21 | 85x50x34mm |
| AC6101 | 24W | DC:12V | 2A | IP21 | 85x50x34mm |
| AC6102 | 36W | DC:12V | 3A | IP21 | 115x47x34mm |
| AC6103 | 60W | DC:12V | 5A | IP21 | 122x55x34mm |
| AC6119 | 80W | DC:12V | 6.5A | IP21 | 120x60x40mm |



POWER SUPPLIES



Output
Voltage
12V



STRIP POWER SUPPLIES WATERPROOF METAL 12V Output

| SKU No. | Watts | Output Voltage | Current | IP Rating | Dimension |
|---------|-------|----------------|---------|-----------|--------------|
| AC6110 | 30W | DC:12V | 2.5A | IP67 | 202x30x20mm |
| AC6111 | 60W | DC:12V | 5A | IP67 | 233x40x23mm |
| AC6115 | 100W | DC:12V | 8.5A | IP67 | 175x70x43 mm |
| AC6112 | 150W | DC:12V | 12.5A | IP67 | 205x72x43 mm |



POWER SUPPLIES



Output Voltage

12V



IP21



STRIP POWER SUPPLIES

METAL 12V Output

| SKU No. | Watts | Output Voltage | Current | IP Rating | Dimension | |
|---------|-------|----------------|---------|-----------|--------------|----------|
| AC6104 | 24W | DC: 12V | 2A | IP21 | 85x50x34 mm | |
| AC6121 | 36W | DC:12V | 3A | IP21 | 85x37x34mm | |
| AC6105 | 60W | DC:12V | 5A | IP21 | 110x78x38mm | |
| AC6109 | 100W | DC:12V | 8.3A | IP21 | 160x98x42mm | |
| AC6106 | 120W | DC:12V | 10A | IP21 | 160x98x42mm | |
| AC6114 | 150W | DC:12V | 12.5A | IP21 | 200x99x42mm | |
| AC6117 | 250W | DC:12V | 20A | IP21 | 260x102x65mm | |
| AC6108 | 360W | DC:12V | 30A | IP21 | 200x100x52mm | With Fan |
| AC6124 | 500W | DC:12V | 41.5A | IP21 | 214x113x49mm | With Fan |



POWER SUPPLIES



Output Voltage

24V



IP21



STRIP POWER SUPPLIES

METAL 24V Output

| SKU No. | Watts | Output Voltage | Current | IP Rating | Dimension | |
|---------|-------|----------------|---------|-----------|--------------|----------|
| AC6154 | 60W | DC: 24V | 2.5A | IP21 | 150x100x42mm | |
| AC6151 | 100W | DC: 24V | 4.2A | IP21 | 200x100x42mm | |
| AC6155 | 150W | DC: 24V | 6.25A | IP21 | 200x100x42mm | |
| AC6152 | 250W | DC: 24V | 10.5A | IP21 | 200x110x51mm | |
| AC6153 | 360W | DC: 24V | 15A | IP21 | 215x114x50mm | With Fan |



POWER SUPPLIES

Output Voltage

12V



IP20

SlimLine

NEW



STRIP POWER SUPPLIES

METAL 12V Output

| SKU No. | Watts | Output Voltage | Current | IP Rating | Dimension |
|---------|-------|----------------|---------|-----------|-------------|
| AC6131 | 60W | DC: 12V | 5A | IP20 | 170x45x38mm |
| AC6132 | 100W | DC: 12V | 8.5A | IP20 | 190x48x38mm |
| AC6133 | 150W | DC: 12V | 12.5A | IP20 | 207x63x43mm |
| AC6134 | 250W | DC: 12V | 20A | IP20 | 228x71x43mm |
| AC6135 | 360W | DC: 12V | 30A | IP20 | 228x71x43mm |

With Fan

POWER SUPPLIES

Output Voltage

24V



IP20

SlimLine

NEW



STRIP POWER SUPPLIES

METAL 24V Output

| SKU No. | Watts | Output Voltage | Current | IP Rating | Dimension |
|---------|-------|----------------|---------|-----------|-------------|
| AC6161 | 60W | DC: 24V | 2.5A | IP20 | 170x45x38mm |
| AC6162 | 100W | DC: 24V | 4.2A | IP20 | 190x48x38mm |
| AC6163 | 150W | DC: 24V | 6.25A | IP20 | 207x63x43mm |
| AC6164 | 250W | DC: 24V | 10.5A | IP20 | 228x71x43mm |
| AC6165 | 360W | DC: 24V | 15A | IP20 | 228x71x43mm |

With Fan

LED CONTROLLERS



DIMMER LED STRIP

WITH REMOTE CONTROL 8A



| | |
|-----------|---------------|
| SKU No. | AC6302 |
| Power | 96W-192W |
| Voltage | 12V-24V |
| IP Rating | IP20 |
| Dimension | 80x55x30 mm |

REMOTE CONTROL LED STRIP

RGB -16 BUTTONS 3x2A



| | |
|-----------|---------------|
| SKU No. | AC6303 |
| Power | 72W |
| Voltage | 12V |
| IP Rating | IP20 |
| Dimension | 50x35x20mm |

REMOTE CONTROL LED STRIP

RGB - 4 BUTTONS 3x4A



| | |
|-----------|---------------|
| SKU No. | AC6304 |
| Power | 144W-288W |
| Voltage | 12V-24V |
| IP Rating | IP20 |
| Dimension | 105x65x20mm |

REMOTE CONTROL LED STRIP

RGB - 44 BUTTONS



| | | |
|-----------|---------------|---------------|
| SKU No. | AC6306 | AC6307 |
| Power | 72W | 144W |
| Voltage | 12V | 12V |
| IP Rating | IP20 | IP20 |
| Dimension | 50x35x20mm | 50x35x20mm |

LED CONTROLLERS



WIFI CONTROLER


RGB / SINGLE COLOR 3x4A



| | | |
|-----------|---------------|---------------|
| SKU No. | AC6310 | AC6311 |
| Power | 90-288W | 90-288W |
| Voltage | 7.5-24V | 7.5-24V |
| IP Rating | IP20 | IP20 |
| Dimension | 85x45x15mm | 85x45x15mm |

AMPLIFIER FOR LED STRIP

RGB+WHITE 4x6A



| | |
|-----------|---------------|
| SKU No. | AC6328 |
| Power | 288W-576W |
| Voltage | 12V-24V |
| IP Rating | IP20 |
| Dimension | 65x55x20 mm |

AMPLIFIER FOR LED STRIP

RGB - IRON SHELL 3x8A



| | |
|-----------|---------------|
| SKU No. | AC6326 |
| Power | 288W-576W |
| Voltage | 12V-24V |
| IP Rating | IP20 |
| Dimension | 80x70x30 mm |

AMPLIFIER FOR LED STRIP

RGB 3x4A



| | |
|-----------|---------------|
| SKU No. | AC6305 |
| Power | 144W-288W |
| Voltage | 12V-24V |
| IP Rating | IP20 |
| Dimension | 80x55x20 mm |

LED CONTROLLERS



REMOTE CONTROL LED STRIP

RGB TOUCH MINI WHITE / BLACK 3x6A



| SKU No. | AC6314 | AC6315 |
|-----------|-------------|-------------|
| Power | 216W-432W | 216W-432W |
| Voltage | 12V-24V | 12V-24V |
| IP Rating | IP20 | IP20 |
| Dimension | 95x50x30 mm | 95x50x30 mm |

REMOTE CONTROL LED STRIP

RGBW TOUCH 4x6A



| SKU No. | AC6329 |
|-----------|-----------|
| Power | 288W-576W |
| Voltage | 12V-24V |
| IP Rating | IP20 |
| Dimension | 80x45x15 |

MUSIC LED CONTROLER

WITH REMOTE CONTROL 3x4A



| SKU No. | AC6312 |
|-----------|-------------|
| Power | 144W-288W |
| Voltage | 12V-24V |
| IP Rating | IP20 |
| Dimension | 170x85x23mm |

DMX512 DECODER

3x4A



| SKU No. | AC6308 |
|-----------|-------------|
| Power | 144W-288W |
| Voltage | 12V-24V |
| IP Rating | IP20 |
| Dimension | 160x60x42mm |



LED CONTROLLERS



SENSOR DIMMER

WALL MOUNTED 10A



| SKU No. | AC6318 |
|-----------|------------|
| Power | 120W-240W |
| Voltage | 12V-24V |
| IP Rating | IP20 |
| Dimension | 85x85x40mm |

SENSOR DIMMER

WALL MOUNTED WHITE 10A



| SKU No. | AC6320 |
|-----------|------------|
| Power | 120W-240W |
| Voltage | 12V-24V |
| IP Rating | IP20 |
| Dimension | 85x85x40mm |

SENSOR DIMMER

WALL MOUNTED WHITE 3x4A



| SKU No. | AC6319 |
|-----------|------------|
| Power | 144W-288W |
| Voltage | 12V-24V |
| IP Rating | IP20 |
| Dimension | 85x85x40mm |

SENSOR DIMMER

WALL MOUNTED BLACK 3x4A



| SKU No. | AC6317 |
|-----------|------------|
| Power | 144W-288W |
| Voltage | 12V-24V |
| IP Rating | IP20 |
| Dimension | 85x85x40mm |



LED CONTROLLERS




RF LED DIMMING REMOTE 4 ZONES SINGLE COLOR



WALL MOUNTED HOLDER FOR
AC6341



LED RGB/RGBW REMOTE 4 ZONES RF



WALL MOUNTED HOLDER FOR
AC6345



LED RGB/RGBW REMOTE 4 ZONES RF



| SKU No. | AC6341 | AC6346 | AC6345 | AC6347 | AC6344 |
|-----------|-------------|------------|-------------|------------|-------------|
| Dimension | 135x40x11mm | 70x45x18mm | 122x53x18mm | 58x54x22mm | 107x58x10mm |

LED RGB/RGBW CONTROLLER 4 CHANNEL 4CH 4x5A V4 CONSTANT VOLTAGE



| SKU No. | AC6342 |
|-----------|-------------|
| Power | 4x(60-180)W |
| Voltage | 12V-36VDC |
| IP Rating | IP20 |
| Dimension | 175x45x27mm |

LED RGB/RGBW CONTROLLER 4 CHANNEL 4CH 4x300mA C4 CONSTANT CURRENT



| SKU No. | AC6343 |
|-----------|---------------|
| Power | 4x(3.6-14.4)W |
| Voltage | 12V-48VDC |
| IP Rating | IP20 |
| Dimension | 170x85x23mm |



LED CONTROLLERS



ACCESSORIES FOR LED STRIPS



| SKU No. | Description |
|---------|-----------------------------------------|
| OT5151 | CONNECTOR FOR LED STRIP 3528 |
| OT5152 | CONNECTOT FOR LED STRIP 5050 |
| AC6608 | CONNECTOR FOR LED STRIP RGB |
| AC6619 | ANGLE CONNECTOR FOR LED STRIP 3528 8mm |
| AC6620 | ANGLE CONNECTOR FOR LED STRIP 5050 10mm |
| AC6621 | ANGLE CONNECTOR FOR LED STRIP RGB 10mm |
| AC6610 | CONNECTOR FOR LED STRIP DC MALE |

| SKU No. | Description |
|---------|-------------------------------------------------|
| AC6611 | CONNECTOR FOR LED STRIP DC FEMALE |
| AC6612 | FLEXIBLE CONNECTOR FOR LED STRIP 3528 DC FEMALE |
| AC6613 | FLEXIBLE CONNECTOR FOR LED STRIP 5050 DC FEMALE |
| AC6614 | FLEXIBLE CONNECTOR FOR LED STRIP RGB |
| AC6615 | FLEXIBLE CONNECTOR FOR LED STRIP 3528 |
| AC6616 | FLEXIBLE CONNECTOR FOR LED STRIP 5050 |
| AC6618 | FLEXIBLE CONNECTOR FOR LED STRIP RGB+WH |
| AC6617 | FLEXIBLE CONNECTOR FOR RGB LED STRIP WITH PIN |



USB Chargeable LED Touch Panel Remote Control

Single Color

| | |
|----------------|---------------|
| SKU No. | AC6351 |
| Power | 144W-288W |
| Voltage | 12V-24V |
| IP Rating | IP20 |
| Dimension | 86x86x13.5mm |

Buid-in rechargeable Li-battery.
 USB rechargeable, stand by time: 6 months.
 Single color remote, RF 2.4G.
 Compatiable with all of our receivers.
 Stick or screw on the wall(or cabinet)



USB Chargeable LED Touch Panel Remote Control

RGB / RGBW

| | |
|----------------|---------------|
| SKU No. | AC6352 |
| Power | 144W-288W |
| Voltage | 12V-24V |
| IP Rating | IP20 |
| Dimension | 86x86x13.5mm |

Buid-in rechargeable Li-battery.
 USB rechargeable, stand by time: 6 months.
 RGB/RGBW remote, RF 2.4G.
 Compatiable with all of our receivers.
 Stick or screw on the wall(or cabinet)



LED SINGLE COLOR DIMMING REMOTE CONTROL SET

RF 2.4G 3CH 3x4A V3

| | |
|----------------|---------------|
| SKU No. | AC6348 |
| Power | 144W-288W |
| Voltage | 12V-24V |
| IP Rating | IP20 |



LED RGB DIMMING REMOTE CONTROL SET

RF 2.4G 3CH 3x4A V3

| | |
|----------------|---------------|
| SKU No. | AC6349 |
| Power | 144W-288W |
| Voltage | 12V-24V |
| IP Rating | IP20 |



LED CCT Color Temperature Remote Control

4Zones RF 2.4G , BLACK

| | |
|----------------|---------------|
| SKU No. | AC6350 |
| IP Rating | IP20 |
| Dimension | 175x51x32mm |

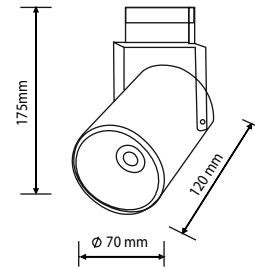
3 VDC,((AAA*2pcs)
 4 zones RF CCT remote control
 Match with 2 Channels receiver
 RF2.4G, 30m control distance.



LED TRACK LIGHTS



| | | | |
|------------------------|-------------|--------------------|--------------|
| P Watts | 25W | Ra CRI | >80 |
| V Input Voltage | AC:200-240V | IP Rating | IP20 |
| F Flux | 2750 lm | L Life Span | 30 000 h |
| B Beam Angle | 24° | D Dimension | 70x120x175mm |



| | |
|-------------------|--------------|
| SKU No. | |
| White Light | FL5321 5000K |
| Neutral White | FL5322 4000K |
| Warm White | FL5323 3000K |
| Color temperature | |

25W COB TRACK LIGHT INTERIOR FLOODLIGHT FOR 4-LINE TRACK

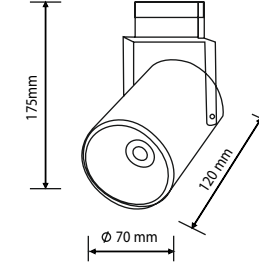
2750 LUMENS
24° BEAM ANGLE
IP20

EAN Code 5000K [3800156653214](#)
 EAN Code 4000K [3800156653221](#)
 EAN Code 3000K [3800156653238](#)

LED TRACK LIGHTS



| | | | |
|------------------------|-------------|--------------------|--------------|
| P Watts | 25W | Ra CRI | >80 |
| V Input Voltage | AC:200-240V | IP Rating | IP20 |
| F Flux | 2750 lm | L Life Span | 30 000 h |
| B Beam Angle | 24° | D Dimension | 70x120x175mm |



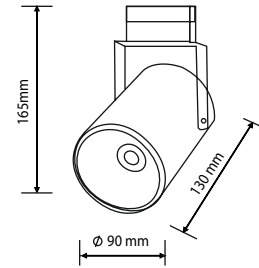
| | |
|-------------------|--------------|
| SKU No. | |
| White Light | FL5327 5000K |
| Neutral White | FL5328 4000K |
| Warm White | FL5329 3000K |
| Color temperature | |

25W COB TRACK LIGHT INTERIOR FLOODLIGHT FOR 4-LINE TRACK

2750 LUMENS
24° BEAM ANGLE
IP20

EAN Code 5000K [3800156653276](#)
 EAN Code 4000K [3800156653283](#)
 EAN Code 3000K [3800156653290](#)

| | |
|-------------------|--------------|
| SKU No. | |
| White Light | 5000K FL5324 |
| Neutral White | 4000K FL5325 |
| Warm White | 3000K FL5326 |
| Color temperature | |



| | | | |
|------------------------|-------------|--------------------|---------------|
| P Watts | 35W | Ra CRI | >80 |
| V Input Voltage | AC:200-240V | IP Rating | IP20 |
| F Flux | 3850 lm | L Life Span | 30 000 h |
| B Beam Angle | 24° | D Dimension | φ90x130x165mm |



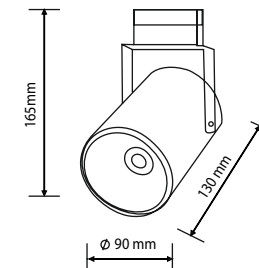
35W COB TRACK LIGHT INTERIOR FLOODLIGHT FOR 4-LINE TRACK

EAN Code 5000K [3800156653245](#)
 EAN Code 4000K [3800156653252](#)
 EAN Code 3000K [3800156653269](#)

3850 LUMENS
24° BEAM ANGLE
IP20



| | |
|-------------------|--------------|
| SKU No. | |
| White Light | 5000K FL5330 |
| Neutral White | 4000K FL5331 |
| Warm White | 3000K FL5332 |
| Color temperature | |



| | | | |
|------------------------|-------------|--------------------|---------------|
| P Watts | 25W | Ra CRI | >80 |
| V Input Voltage | AC:200-240V | IP Rating | IP20 |
| F Flux | 3850 lm | L Life Span | 30 000 h |
| B Beam Angle | 24° | D Dimension | φ90x130x165mm |



35W COB TRACK LIGHT INTERIOR FLOODLIGHT FOR 4-LINE TRACK

EAN Code 5000K [3800156653306](#)
 EAN Code 4000K [3800156653313](#)
 EAN Code 3000K [3800156653320](#)

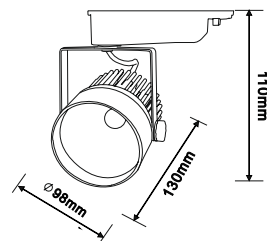
3850 LUMENS
24° BEAM ANGLE
IP20



LED TRACK LIGHTS

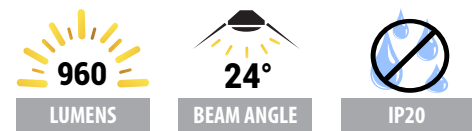


- P** Watts: 12W
- Input Voltage**: AC:200-240V
- Flux**: 960 lm
- Beam Angle**: 24°
- Ra** CRI: >80
- IP Rating**: IP20
- Life Span**: 30 000 h
- Dimension**: φ98x130x110mm



- SKU No.**
- White Light **FL5149** 6000K
 - Neutral White **FL5120** 4500K
 - Warm White **FL5126** 2800K
- Color temperature

12W COB TRACK LIGHT INTERIOR FLOODLIGHT

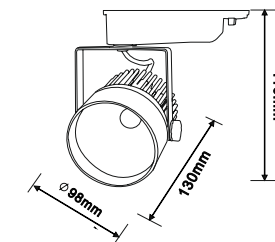


EAN Code 6000K [3800156651494](#)
 EAN Code 4500K [3800156651203](#)
 EAN Code 2700K [3800156651265](#)

LED TRACK LIGHTS

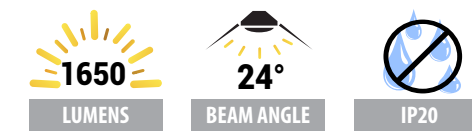


- P** Watts: 25W
- Input Voltage**: AC:200-240V
- Flux**: 1650 lm
- Beam Angle**: 24°
- Ra** CRI: >90
- IP Rating**: IP20
- Life Span**: 30 000 h
- Dimension**: φ98x130x110mm



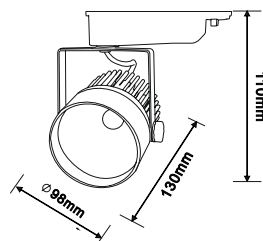
- SKU No.**
- White Light **FL5130** 6000K
 - Neutral White **FL5128** 4500K
 - Warm White **FL5135** 2800K
- Color temperature

25W COB TRACK LIGHT INTERIOR FLOODLIGHT



EAN Code 6000K [3800156651302](#)
 EAN Code 4500K [3800156651289](#)
 EAN Code 2700K [3800156651357](#)


- SKU No.**
- White Light **6000K** **FL5127**
 - Neutral White **4500K** **FL5118**
 - Warm White **2800K** **FL5117**
- Color temperature



- P** Watts: 12W
- Input Voltage**: AC:200-240V
- Flux**: 960 lm
- Beam Angle**: 24°
- Ra** CRI: >80
- IP Rating**: IP20
- Life Span**: 30 000 h
- Dimension**: φ98x130x110mm

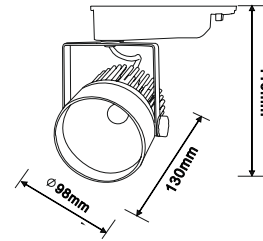


12W COB TRACK LIGHT INTERIOR FLOODLIGHT



EAN Code 6000K [3800156651272](#)
 EAN Code 4500K [3800156651180](#)
 EAN Code 2700K [3800156651173](#)

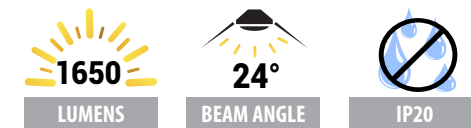
- SKU No.**
- White Light **6000K** **FL5136**
 - Neutral White **4500K** **FL5137**
 - Warm White **2800K** **FL5138**
- Color temperature



- P** Watts: 25W
- Input Voltage**: AC:200-240V
- Flux**: 1650 lm
- Beam Angle**: 24°
- Ra** CRI: >90
- IP Rating**: IP20
- Life Span**: 30 000 h
- Dimension**: φ98x130x110mm



25W COB TRACK LIGHT INTERIOR FLOODLIGHT



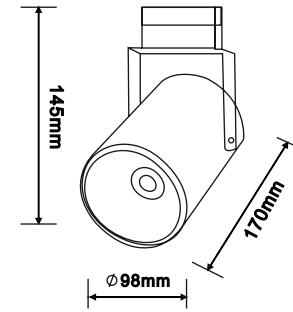
EAN Code 6000K [3800156651364](#)
 EAN Code 4500K [3800156651371](#)
 EAN Code 2700K [3800156651388](#)



LED TRACK LIGHTS



| | | | |
|------------------------|-------------|--------------------|---------------|
| P Watts | 25W | Ra CRI | >80 |
| V Input Voltage | AC:200-240V | IP Rating | IP20 |
| F Flux | 2000 lm | L Life Span | 30 000 h |
| B Beam Angle | 24° | D Dimension | φ98x170x145mm |



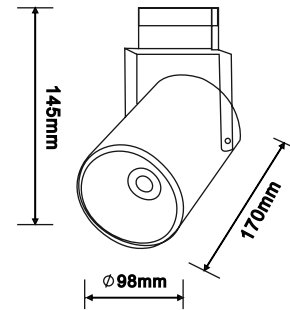
| | |
|-------------------|--------------|
| SKU No. | |
| White Light | FL5140 6000K |
| Neutral White | FL5148 4500K |
| Warm White | FL5147 2800K |
| Color temperature | |

25W COB TRACK LIGHT INTERIOR FLOODLIGHT



EAN Code 6000K 3800156651401
 EAN Code 4500K 3800156651487
 EAN Code 2700K 3800156651470

| | |
|-------------------|--------------|
| SKU No. | |
| White Light | 6000K FL5129 |
| Neutral White | 4500K FL5139 |
| Warm White | 2800K FL5119 |
| Color temperature | |



| | | | |
|------------------------|-------------|--------------------|---------------|
| P Watts | 25W | Ra CRI | >80 |
| V Input Voltage | AC:200-240V | IP Rating | IP20 |
| F Flux | 2000 lm | L Life Span | 30 000 h |
| B Beam Angle | 24° | D Dimension | φ98x170x145mm |



25W COB TRACK LIGHT INTERIOR FLOODLIGHT

EAN Code 6000K 3800156651296
 EAN Code 4500K 3800156651395
 EAN Code 2700K 3800156651197



LED TRACK LIGHTS



FOR TRACK LINES 1 Phase

OT5157



OT5158



OT5160



OT5159



FOR TRACK LINES 3 Phase

SKU No.
OT5007



OT5008



OT5009



WHITE Track Line 1 Phase - 1m OT5153
 WHITE Track Line 1 Phase - 2m OT5156



BLACK Track Line 1 Phase - 1m OT5154
 BLACK Track Line 1 Phase - 2m OT5155

WHITE Track Line 3 Phase 4 Lines - 1m OT5003
 WHITE Track Line 3 Phase 4 Lines - 2m OT5004



BLACK Track Line 3 Phase 4 Lines - 1m OT5005
 BLACK Track Line 3 Phase 4 Lines - 2m OT5006



LED FLOODLIGHTS



A+



BEAM ANGLE



ENERGY



IP66

20W
1600
LUMENS

30W
2400
LUMENS

50W
4000
LUMENS

FL5434 White Light 6000K
FL5435 Neutral Light 4500K
FL5436 Warm Light 2700K

FL5437 White Light 6000K
FL5438 Neutral Light 4500K
FL5439 Warm Light 2700K

FL5440 White Light 6000K
FL5441 Neutral Light 4500K
FL5442 Warm Light 2700K

LED SMD FLOODLIGHT

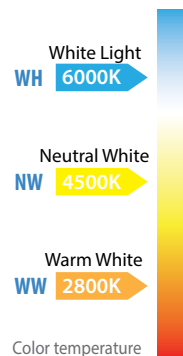
OUTER INSTALLATION

20W SMD LED FLOODLIGHT

30W SMD LED FLOODLIGHT

50W SMD LED FLOODLIGHT

| SKU No. | FL5434/FL5435/FL5436 | FL5437/FL5438/FL5439 | FL5440/FL5441/FL5442 |
|---------------|----------------------|----------------------|----------------------|
| Watts | 20W | 30W | 50W |
| Input Voltage | AC:200-240V | AC:200-240V | AC:200-240V |
| Flux | 1600 lm | 2400 lm | 4000 lm |
| Beam Angle | 150° | 150° | 150° |
| Light Color | WH/NW/WW | WH/NW/WW | WH/NW/WW |
| CRI | >80 | >80 | >80 |
| IP Rating | IP66 | IP66 | IP66 |
| Life Span | 25 000 h | 25 000 h | 25 000 h |
| Dimension | 179x139x45 mm | 223x184x51 mm | 233x284x62 mm |




EAN Code 6000K 3800156654341
EAN Code 4500K 3800156654358
EAN Code 2700K 3800156654365



3800156654402
3800156654419
3800156654426



LED FLOODLIGHTS



A+



BEAM ANGLE



ENERGY



IP66

10W
600
LUMENS

30W
1800
LUMENS

50W
3000
LUMENS

FL5426 Green Light GREEN

FL5427 Green Light GREEN

FL5428 Green Light GREEN

LED SMD FLOODLIGHT

GREEN LIGHT

10W SMD LED FLOODLIGHT

30W SMD LED FLOODLIGHT

50W SMD LED FLOODLIGHT

| SKU No. | FL5426 | FL5427 | FL5428 |
|---------------|--------------|---------------|---------------|
| Watts | 10W | 30W | 50W |
| Input Voltage | AC:200-240V | AC:200-240V | AC:200-240V |
| Flux | 600 lm | 1800 lm | 3000 lm |
| Beam Angle | 150° | 150° | 150° |
| Light Color | Green | Green | Green |
| CRI | >80 | >80 | >80 |
| IP Rating | IP66 | IP66 | IP66 |
| Life Span | 25 000 h | 25 000 h | 25 000 h |
| Dimension | 111x83x38 mm | 223x184x51 mm | 233x284x62 mm |

EAN Code GREEN




3800156654266

3800156654273

3800156654280



LED FLOODLIGHTS



A+



140°

BEAM ANGLE



SAVE 80%

ENERGY



IP66/65

100W
8000
LUMENS

FL5443 White Light 6000K

150W
12000
LUMENS

FL5446 White Light 6000K
FL5445 Neutral Light 4500K

200W
16000
LUMENS

FL5449 White Light 6000K

300W
24000
LUMENS

FL5447 White Light 6000K

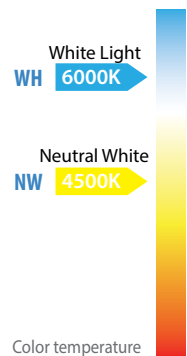
400W
32000
LUMENS

FL5448 White Light 6000K

LED SMD FLOODLIGHT

HIGH POWER

| | 100W SMD FLOODLIGHT | 150W SMD FLOODLIGHT | 200W SMD FLOODLIGHT | 300W SMD FLOODLIGHT | 400W SMD FLOODLIGHT |
|----------------|---------------------|---------------------|---------------------|---------------------|---------------------|
| SKU No. | FL5443 | FL5446/FL5445 | FL5449 | FL5447 | FL5448 |
| Watts | 100W | 150W | 200W | 300W | 400W |
| Input Voltage | AC:95-265V | AC:95-265V | AC:95-265V | AC:95-265V | AC:95-265V |
| Flux | 8 000 lm | 12 000 lm | 16 000 lm | 24 000 lm | 32 000 lm |
| Beam Angle | 140° | 120° | 120° | 140° | 140° |
| Light Color | WH | WH/NW | WH | WH | WH |
| CRI | >80 | >80 | >80 | >80 | >80 |
| IP Rating | IP66 | IP66 | IP65 | IP65 | IP65 |
| Life Span | 25 000 h | 25 000 h | 25 000 h | 25 000 h | 25 000 h |
| Dimension | 335x300x70 mm | 385x300x160 mm | 423x320x150 mm | 597x327x188 mm | 670x325x190 mm |
| | | | | | |
| EAN Code 6000K | 3800156654433 | 3800156654464 | 3800156654495 | 3800156654471 | 3800156654488 |
| EAN Code 4500K | | 3800156654457 | | | |



LED FLOODLIGHTS



A+



120°

BEAM ANGLE



RGB



IP66

10W
800
LUMENS

FL5210 RGB Light RGB

30W
2400
LUMENS

FL5212 RGB Light RGB

50W
4000
LUMENS

FL5233 RGB Light RGB

LED RGB FLOODLIGHT

WITH REMOTE CONTROL



| | 10W RGB LED FLOODLIGHT | 30W RGB LED FLOODLIGHT | 50W RGB LED FLOODLIGHT |
|---------------|------------------------|------------------------|------------------------|
| SKU No. | FL5210 | FL5212 | FL5233 |
| Watts | 10W | 30W | 50W |
| Input Voltage | AC:200-240V | AC:200-240V | AC:200-240V |
| Flux | 800 lm | 2400 lm | 4000 lm |
| Beam Angle | 120° | 120° | 120° |
| Light Color | RGB | RGB | RGB |
| CRI | >80 | >80 | >80 |
| IP Rating | IP66 | IP66 | IP66 |
| Life Span | 25 000 h | 25 000 h | 25 000 h |
| Dimension | 120x120x35 mm | 224x183x110 mm | 284x233x132mm |
| | | | |
| EAN Code RGB | 3800156652101 | 3800156652125 | 3800156652330 |



LED FLOODLIGHTS



A+

100°
BEAM ANGLE

SAVE 80%
ENERGY

IP65

10W 850 LUMENS

20W 1700 LUMENS

30W 2550 LUMENS

| | | | | | | | | |
|--------|---------------|-------|--------|---------------|-------|--------|---------------|-------|
| FL5801 | White Light | 6000K | FL5804 | White Light | 6000K | FL5807 | White Light | 6000K |
| FL5802 | Neutral Light | 4500K | FL5805 | Neutral Light | 4500K | FL5808 | Neutral Light | 4500K |
| FL5803 | Warm Light | 2700K | FL5806 | Warm Light | 2700K | FL5809 | Warm Light | 2700K |

LED SMD FLOODLIGHT

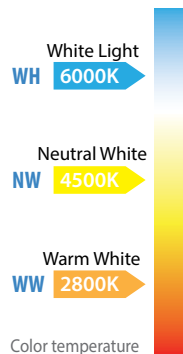
CLASSIC LINE 2 WHITE

10W SMD LED FLOODLIGHT

20W SMD LED FLOODLIGHT

30W SMD LED FLOODLIGHT

| SKU No. | FL5801/FL5802/FL5803 | FL5804/FL5805/FL5806 | FL5807/FL5808/FL5809 |
|---------------|----------------------|----------------------|----------------------|
| Watts | 10W | 20W | 30W |
| Input Voltage | AC:170-265V | AC:170-265V | AC:170-265V |
| Flux | 850 lm | 1700 lm | 2550 lm |
| Beam Angle | 100° | 100° | 100° |
| Light Color | WH/NW/WW | WH/NW/WW | WH/NW/WW |
| CRI | >80 | >80 | >80 |
| IP Rating | IP65 | IP65 | IP65 |
| Life Span | 25 000 h | 25 000 h | 25 000 h |
| Dimension | 115x112x27 mm | 150x145x27 mm | 180x172x32 mm |



| | | | |
|----------------|---------------|---------------|---------------|
| EAN Code 6000K | 3800156658011 | 3800156658042 | 3800156658073 |
| EAN Code 4500K | 3800156658028 | 3800156658059 | 3800156658080 |
| EAN Code 2700K | 3800156658035 | 3800156658066 | 3800156658097 |



LED FLOODLIGHTS



A+

100°
BEAM ANGLE

SAVE 80%
ENERGY

IP65

50W 4250 LUMENS

100W 8500 LUMENS

| | | | | | |
|--------|---------------|-------|--------|---------------|-------|
| FL5810 | White Light | 6000K | FL5816 | White Light | 6000K |
| FL5811 | Neutral Light | 4500K | FL5817 | Neutral Light | 4500K |
| FL5812 | Warm Light | 2700K | | | |

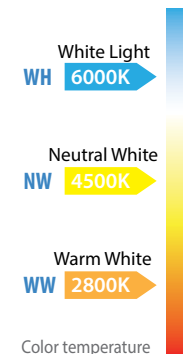
LED SMD FLOODLIGHT

CLASSIC LINE 2 WHITE

50W SMD LED FLOODLIGHT

100W SMD LED FLOODLIGHT

| SKU No. | FL5810/FL5811/FL5812 | FL5816/FL5817 |
|---------------|----------------------|---------------|
| Watts | 50W | 100W |
| Input Voltage | AC:170-265V | AC:170-265V |
| Flux | 4250 lm | 8500lm |
| Beam Angle | 100° | 100° |
| Light Color | WH/NW/WW | WH/NW |
| CRI | >80 | >80 |
| IP Rating | IP65 | IP65 |
| Life Span | 25 000 h | 25 000 h |
| Dimension | 115x112x27 mm | 180x172x32 mm |



| | | |
|----------------|---------------|---------------|
| EAN Code 6000K | 3800156658103 | 3800156658165 |
| EAN Code 4500K | 3800156658110 | 3800156658172 |
| EAN Code 2700K | 3800156658127 | |



LED FLOODLIGHTS



A+



100°
BEAM ANGLE



SAVE
80%
ENERGY



IP65

10W **850**
LUMENS

FL5821 White Light 6000K
FL5822 Neutral Light 4500K
FL5823 Warm Light 2700K

20W **1700**
LUMENS

FL5824 White Light 6000K
FL5825 Neutral Light 4500K
FL5826 Warm Light 2700K

30W **2550**
LUMENS

FL5827 White Light 6000K
FL5828 Neutral Light 4500K
FL5829 Warm Light 2700K

LED SMD FLOODLIGHT

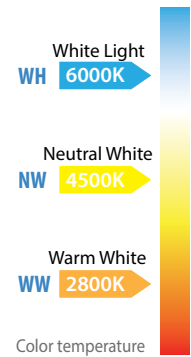
CLASSIC LINE 2 BLACK

10W SMD LED FLOODLIGHT

20W SMD LED FLOODLIGHT

30W SMD LED FLOODLIGHT

| SKU No. | FL5821/FL5822/FL5823 | FL5824/FL5825/FL5826 | FL5827/FL5828/FL5829 |
|---------------|----------------------|----------------------|----------------------|
| Watts | 10W | 20W | 30W |
| Input Voltage | AC:170-265V | AC:170-265V | AC:170-265V |
| Flux | 850 lm | 1700 lm | 2550 lm |
| Beam Angle | 100° | 100° | 100° |
| Light Color | WH/NW/WW | WH/NW/WW | WH/NW/WW |
| CRI | >80 | >80 | >80 |
| IP Rating | IP65 | IP65 | IP65 |
| Life Span | 25 000 h | 25 000 h | 25 000 h |
| Dimension | 115x112x27 mm | 150x145x27 mm | 180x172x32 mm |



| | | | |
|----------------|---------------|---------------|---------------|
| EAN Code 6000K | 3800156658219 | 3800156658240 | 3800156658271 |
| EAN Code 4500K | 3800156658226 | 3800156658257 | 3800156658288 |
| EAN Code 2700K | 3800156658233 | 3800156658264 | 3800156658295 |



LED FLOODLIGHTS



A+



100°
BEAM ANGLE



SAVE
80%
ENERGY



IP65

50W **4250**
LUMENS

FL5830 White Light 6000K
FL5831 Neutral Light 4500K
FL5832 Warm Light 2700K

70W **5950**
LUMENS

FL5833 White Light 6000K

100W **8500**
LUMENS

FL5836 White Light 6000K
FL5837 Neutral Light 4500K

LED SMD FLOODLIGHT

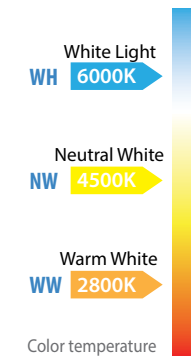
CLASSIC LINE 2 BLACK

50W SMD LED FLOODLIGHT

70W SMD LED FLOODLIGHT

100W SMD LED FLOODLIGHT


| SKU No. | FL5830/FL5831/FL5832 | FL5833 | FL5836/FL5837 |
|---------------|----------------------|---------------|---------------|
| Watts | 50W | 70W | 100W |
| Input Voltage | AC:170-265V | AC:170-265V | AC:170-265V |
| Flux | 4250 lm | 5950 lm | 8500 lm |
| Beam Angle | 100° | 100° | 100° |
| Light Color | WH/NW/WW | WH | WH/NW |
| CRI | >80 | >80 | >80 |
| IP Rating | IP65 | IP65 | IP65 |
| Life Span | 25 000 h | 25 000 h | 25 000 h |
| Dimension | 115x112x27 mm | 150x145x27 mm | 180x172x32 mm |



| | | | |
|----------------|---------------|---------------|---------------|
| EAN Code 6000K | 3800156658301 | 3800156658332 | 3800156658363 |
| EAN Code 4500K | 3800156658318 | | 3800156658370 |
| EAN Code 2700K | 3800156658325 | | |



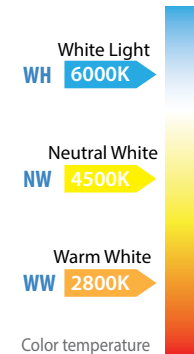
LED FLOODLIGHTS




| 10W | 850 LUMENS | 20W | 1700 LUMENS | 30W | 2550 LUMENS | 50W | 4500 LUMENS |
|--------|---------------------|--------|---------------------|--------|---------------------|--------|---------------------|
| FL5841 | White Light 6000K | FL5844 | White Light 6000K | FL5847 | White Light 6000K | FL5850 | White Light 6000K |
| FL5842 | Neutral Light 4500K | FL5845 | Neutral Light 4500K | FL5848 | Neutral Light 4500K | FL5851 | Neutral Light 4500K |
| FL5843 | Warm Light 2700K | FL5846 | Warm Light 2700K | FL5849 | Warm Light 2700K | FL5852 | Warm Light 2700K |

LED SMD FLOODLIGHT WITH SENSOR CLASSIC LINE 2 WHITE

| | 10W SMD LED FLOODLIGHT | 20W SMD LED FLOODLIGHT | 30W SMD LED FLOODLIGHT | 50W SMD LED FLOODLIGHT |
|-----------------------|------------------------|------------------------|------------------------|------------------------|
| SKU No. | FL5841/FL5842/FL5843 | FL5844/FL5845/FL5846 | FL5847/FL5848/FL5849 | FL5850/FL5851/FL5852 |
| Watts | 10W | 20W | 30W | 50W |
| Input Voltage | AC:170-265V | AC:170-265V | AC:170-265V | AC:170-265V |
| Flux | 850 lm | 1700 lm | 2550 lm | 4500 lm |
| Beam Angle | 100° | 100° | 100° | 100° |
| Light Color | WH/NW/WW | WH/NW/WW | WH/NW/WW | WH/NW/WW |
| CRI | >80 | >80 | >80 | >80 |
| IP Rating | IP65 | IP65 | IP65 | IP65 |
| Life Span | 25 000 h | 25 000 h | 25 000 h | 25 000 h |
| Dimension | 135x113x30 mm | 168x150x30 mm | 180x178x35 mm | 203x214x35 mm |
| | | | | |
| EAN Code 6000K | 3800156658417 | 3800156658448 | 3800156658479 | 3800156658509 |
| EAN Code 4500K | 3800156658424 | 3800156658455 | 3800156658486 | 3800156658516 |
| EAN Code 2700K | 3800156658431 | 3800156658462 | 3800156658493 | 3800156658523 |



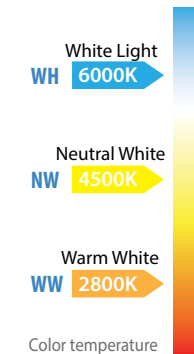
LED FLOODLIGHTS



| 10W | 850 LUMENS | 20W | 1700 LUMENS | 30W | 2550 LUMENS | 50W | 4500 LUMENS |
|--------|---------------------|--------|---------------------|--------|---------------------|--------|---------------------|
| FL5853 | White Light 6000K | FL5856 | White Light 6000K | FL5859 | White Light 6000K | FL5862 | White Light 6000K |
| FL5854 | Neutral Light 4500K | FL5857 | Neutral Light 4500K | FL5860 | Neutral Light 4500K | FL5863 | Neutral Light 4500K |
| FL5855 | Warm Light 2700K | FL5858 | Warm Light 2700K | FL5861 | Warm Light 2700K | | |

LED SMD FLOODLIGHT WITH SENSOR CLASSIC LINE 2 BLACK

| | 10W SMD LED FLOODLIGHT | 20W SMD LED FLOODLIGHT | 30W SMD LED FLOODLIGHT | 50W SMD LED FLOODLIGHT |
|-----------------------|------------------------|------------------------|------------------------|------------------------|
| SKU No. | FL5853/FL5854/FL5855 | FL5856/FL5857/FL5858 | FL5859/FL5860/FL5861 | FL5862/FL5863 |
| Watts | 10W | 20W | 30W | 50W |
| Input Voltage | AC:170-265V | AC:170-265V | AC:170-265V | AC:170-265V |
| Flux | 850 lm | 1700 lm | 2550 lm | 4500 lm |
| Beam Angle | 100° | 100° | 100° | 100° |
| Light Color | WH/NW/WW | WH/NW/WW | WH/NW/WW | WH/NW/WW |
| CRI | >80 | >80 | >80 | >80 |
| IP Rating | IP65 | IP65 | IP65 | IP65 |
| Life Span | 25 000 h | 25 000 h | 25 000 h | 25 000 h |
| Dimension | 135x113x30 mm | 168x150x30 mm | 180x178x35 mm | 203x214x35 mm |
| | | | | |
| EAN Code 6000K | 3800156658530 | 3800156658561 | 3800156658592 | 3800156658622 |
| EAN Code 4500K | 3800156658547 | 3800156658578 | 3800156658608 | 3800156658639 |
| EAN Code 2700K | 3800156658554 | 3800156658585 | 3800156658615 | |

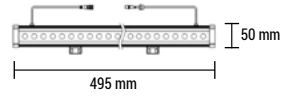


LED WALL WASHERS



| | | | |
|------------------------|-------------|--------------------|--------------|
| P Watts | 9W | Ra CRI | >80 |
| V Input Voltage | AC:180-265V | I IP Rating | IP65 |
| F Flux | 960 lm | L Life Span | 25 000 h |
| B Beam Angle | 15° | D Dimension | 495x58x50 mm |

A+
EPISTAR
Chip Set



SKU No.
White Light
WW7110 6000K

Warm White
WW7111 2800K

Color temperature

9W WALL WASHER
9*1 EPISTAR CHIP

960 LUMENS

15° BEAM ANGLE

IP65

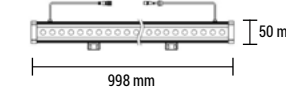
EAN Code 6000K 3800156671102
EAN Code 2700K 3800156671119

LED WALL WASHERS



| | | | |
|------------------------|-------------|--------------------|--------------|
| P Watts | 36W | Ra CRI | >80 |
| V Input Voltage | AC:180-265V | I IP Rating | IP65 |
| F Flux | 2880 lm | L Life Span | 25 000 h |
| B Beam Angle | 15° | D Dimension | 988x58x50 mm |

A+
EPISTAR
Chip Set



SKU No.
White Light
WW7114 6000K

Warm White
WW7115 2800K

Color temperature

36W WALL WASHER
36*1 EPISTAR CHIP

2880 LUMENS

15° BEAM ANGLE

IP65

EAN Code 6000K 3800156671140
EAN Code 2700K 3800156671157

SKU No.
White Light
6000K WW7112

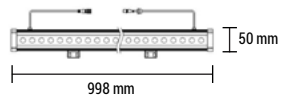
Warm White
2800K WW7113

Color temperature



| | | | |
|------------------------|-------------|--------------------|--------------|
| P Watts | 18W | Ra CRI | >80 |
| V Input Voltage | AC:180-265V | I IP Rating | IP65 |
| F Flux | 1440 lm | L Life Span | 25 000 h |
| B Beam Angle | 15° | D Dimension | 998x58x50 mm |

A+
EPISTAR
Chip Set



18W WALL WASHER
18*1 EPISTAR CHIP



EAN Code 6000K 3800156671126
EAN Code 2700K 3800156671133

1440 LUMENS

15° BEAM ANGLE

IP65

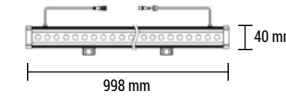


SKU No.
WW7116



| | | | |
|------------------------|---------|--------------------|--------------|
| P Watts | 18W | Ra CRI | >80 |
| V Input Voltage | DC: 24V | I IP Rating | IP65 |
| F Flux | 1440 lm | L Life Span | 25 000 h |
| B Beam Angle | 15° | D Dimension | 998x58x40 mm |

A+
EPISTAR
Chip Set



18W WALL WASHER
18*1 EPISTAR CHIP



EAN Code RGB 3800156671164

1440 LUMENS MAX

15° BEAM ANGLE

IP65



LED WALL WASHERS



- SKU No. WW7121**
- P** Watts 36W
 - V** Input Voltage AC:220-240V
 - F** Flux 2880 lm
 - B** Beam Angle 15°
 - I** IP Rating IP67
 - L** Life Span 25 000 h
 - D** Dimension 495x58x50 mm



- SKU No. WW7122**
- P** Watts 48W
 - V** Input Voltage AC:220-240V
 - F** Flux 3840 lm
 - B** Beam Angle 15°
 - I** IP Rating IP67
 - L** Life Span 25 000 h
 - D** Dimension 495x58x50 mm



36W WALL WASHER
Square

WW7121 Warm Light 2700K

48W WALL WASHER
Square

WW7121 Warm Light 2700K



- P** Watts 3W
- V** Input Voltage AC:180-265V
- F** Flux 240 lm
- B** Beam Angle 15°
- Ra** CRI >70
- I** IP Rating IP67
- L** Life Span 25 000 h
- D** Dimension 495x58x50 mm



3W SPOT LIGHT

SKU No.

Warm White
WW7123 2800K

Color temperature

EAN Code 2700K 3800156671232



LED WALL WASHERS



9W



720



10W



800



12W



960



LED WALL WASHER

WW7126 Warm Light 2700K

WW7127 Warm Light 2700K

WW7128 Warm Light 2700K

SKU No.

- P** Watts 9W
- V** Input Voltage AC:220-240V
- F** Flux 720 lm
- B** Beam Angle 15°
- L** Light Color WW
- Ra** CRI >80
- I** IP Rating IP67
- L** Life Span 25 000 h
- D** Dimension 300x60x50 mm

LED WALL WASHER 9W

WW7126

9W

AC:220-240V

720 lm

15°

WW

>80

IP67

25 000 h

300x60x50 mm



3800156671263

LED WALL WASHER 10W

WW7127

10W

AC:220-240V

800 lm

15°

WW

>80

IP67

25 000 h

400x60x50 mm



3800156671270

LED WALL WASHER 12W

WW7128

12W

AC:220-240V

960 lm

15°

WW

>80

IP67

25 000 h

500x60x50 mm



3800156671287

Warm White
WW 2800K

Color temperature

EAN Code 2700K



LED INDUSTRIAL LIGHT



HIGH LUMEN
 90° BEAM ANGLE
 SAVE 80% ENERGY
 IP54

A+

LED INDUSTRIAL LIGHT
HIGH BAY

OSRAM
CHIP



2400 LUMENS
30W
 HB8122 White Light 5700K

4400 LUMENS
55W
 HB8123 White Light 5700K

LED INDUSTRIAL LIGHT



HIGH LUMEN
 60° BEAM ANGLE
 IP54

A+

LED INDUSTRIAL LIGHT
HIGH BAY

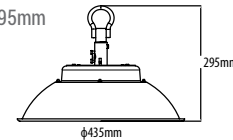
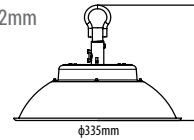
OSRAM
CHIP

10000 LUMENS
100W
 HB8124 White Light 5700K

15000 LUMENS
150W
 HB8125 White Light 5700K

20000 LUMENS
200W
 HB8127 White Light 5700K

| SKU No. | 30W HIGH BAY | 55W HIGH BAY |
|---------------|--------------|--------------|
| Watts | 30W | 55W |
| Input Voltage | AC:220-240V | AC:220-240V |
| Flux | 2400 lm | 4400 lm |
| Beam Angle | 90° | 90° |
| Light Color | WH-5700K | WH-5700K |
| CRI | >70 | >70 |
| IP Rating | IP54 | IP54 |
| Life Span | 25 000 h | 25 000 h |
| Dimension | φ335x262mm | φ435x295mm |



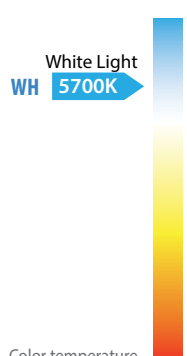
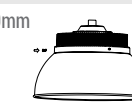
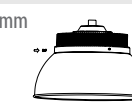
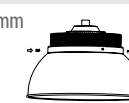
EAN Code 5700K

3800156681224

3800156681231



| SKU No. | 100W HIGH BAY | 150W HIGH BAY | 200W HIGH BAY |
|---------------|---------------|---------------|---------------|
| Watts | 100W | 150W | 200W |
| Input Voltage | AC:220-240V | AC:220-240V | AC:220-240V |
| Flux | 10000 lm | 15000 lm | 20000 lm |
| Beam Angle | 60° | 60° | 60° |
| Light Color | WH-5700K | WH-5700K | WH-5700K |
| CRI | >70 | >80 | >80 |
| IP Rating | IP54 | IP54 | IP54 |
| Life Span | 25 000 h | 25 000 h | 25 000 h |
| Dimension | φ402x349mm | φ485x290mm | φ520x379mm |



EAN Code 5700K

3800156681248

3800156681255


3800156681279



LED INDUSTRIAL LIGHT



HIGH LUMEN



90° BEAM ANGLE



IP54



A+

LED INDUSTRIAL LIGHT HIGH BAY - UFO



100W
LUMENS
10000
HB8140 White Light 5700K

150W
LUMENS
15000
HB8141 White Light 5700K

200W
LUMENS
20000
HB8126 White Light 5700K

| | 100W HIGH BAY - UFO | 150W HIGH BAY - UFO | 200W HIGH BAY - UFO |
|---------------|---------------------|---------------------|---------------------|
| SKU No. | HB8140 | HB8141 | HB8126 |
| Watts | 100W | 150W | 200W |
| Input Voltage | AC:220-240V | AC:220-240V | AC:220-240V |
| Flux | 10000 lm | 15000 lm | 20000 lm |
| Beam Angle | 90° | 90° | 90° |
| Light Color | WH-5700K | WH-5700K | WH-5700K |
| CRI | >70 | >70 | >70 |
| IP Rating | IP54 | IP54 | IP54 |
| Life Span | 25 000 h | 25 000 h | 25 000 h |
| Dimension | φ300x110mm | φ400x140mm | φ405x160mm |

EAN Code 5700K 3800156681408 3800156681415 3800156681262



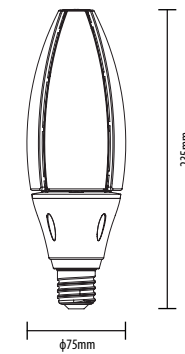
LED INDUSTRIAL LIGHT



- Watts: 25W
- Input Voltage: AC:110-240V
- Flux: 2500 lm
- Beam Angle: 270°
- CRI: >70
- IP Rating: IP20
- Life Span: 25 000 h
- Dimension: φ75x235

A+
100lm/W
HIGH LUMEN

2500 LUMENS
270° BEAM ANGLE
E27
IP20



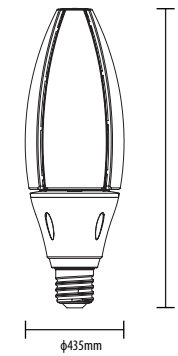
SKU No.
HB220 White Light 5700K

Color temperature

EAN Code 5700K 3800156602205

25W LED BULB E27 INDUSTRIAL PF>0.9

SKU No.
White Light 5700K HB221
Color temperature



- Watts: 50W
- Input Voltage: AC:110-240V
- Flux: 5000 lm
- Beam Angle: 270°
- CRI: >70
- IP Rating: IP20
- Life Span: 25 000 h
- Dimension: φ105x280

A+
100lm/W
HIGH LUMEN

5000 LUMENS
270° BEAM ANGLE
E40
IP20



50W LED BULB E40 INDUSTRIAL PF>0.9

EAN Code 5700K 3800156602212



LED STREET LIGHT



adjusting angle

- P** Watts: 26W
- ⚡** Input Voltage: AC:220-240V
- ☀️** Flux: 3000 lm
- 🌊** Beam Angle: 120°
- Ra** CRI: >70
- 💧** IP Rating: IP65
- 🕒** Life Span: 25 000 h
- 📏** Dimension: 490x120x60mm



SKU No. SL9164
White Light 5000K



3000 LUMENS | 120° BEAM ANGLE | 115lm/W HIGH LUMEN | IP65

EAN Code 5000K 3800156691643

LED STREET LIGHT 26W
5 YEARS WARRANTY PF>0.95

LED STREET LIGHT ADAPTER (ADJUSTABLE ANGLE 90°) 60mm-60mm



SKU No. SL9119

- 🏠** Material: Aluminium
- 📏** Dimension: Ø80 x 325 mm

Compatible with all our street light models, this adapter allows the angle of the streetlights to be adjusted as per client's requirements. Included in the package screws and nuts for fastening.



LED PORTABLE FLOODLIGHT



CAR CHARGER INCLUDED



LED SMD FLOODLIGHT
RECHARGEABLE

10W | 800 LUMENS
FL5406 Neutral Light 4500K

20W | 1600 LUMENS
FL5407 Neutral Light 4500K

SKU No.

- P** Watts
- ⚡** Input Voltage
- ☀️** Flux
- 🌊** Beam Angle
- 🌈** Light Color
- Ra** CRI
- 💧** IP Rating
- 🕒** Life Span
- 📏** Dimension

| | 10W SMD FLOODLIGHT | 20W SMD FLOODLIGHT |
|---------------|--------------------|--------------------|
| SKU No. | FL5406 | FL5407 |
| Watts | 10W | 20W |
| Input Voltage | AC:220-240V | AC:220-240V |
| Flux | 800 lm | 1600 lm |
| Beam Angle | 120° | 120° |
| Light Color | NW | NW |
| CRI | >80 | >80 |
| IP Rating | IP65 | IP65 |
| Life Span | 25 000 h | 25 000 h |
| Dimension | 115x85x105 mm | 180x140x120 mm |



3800156654068




3800156654075

EAN Code 4500K



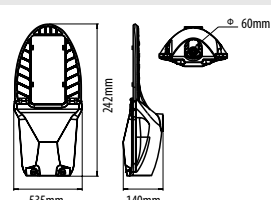
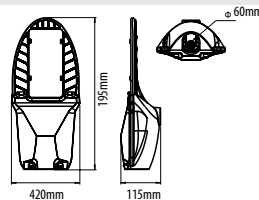
LED STREET LIGHT



| 25W | 50W | 75W | 100W |
|--------------------------|--------------------------|--------------------------|--------------------------|
| 2500 LUMENS | 5000 LUMENS | 7500 LUMENS | 10000 LUMENS |
| SL9165 White Light 5700K | SL9167 White Light 5700K | SL9170 White Light 5700K | SL9169 White Light 5700K |

LED STREET LIGHT
5 YEARS WARRANTY PF>0.95
Integral surge protection

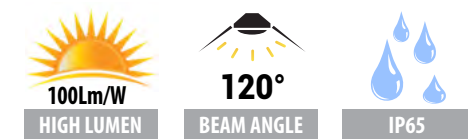
| SKU No. | 25W STREET LIGHT | 50W STREET LIGHT | 75W STREET LIGHT | 100W STREET LIGHT |
|---------------|------------------|------------------|------------------|-------------------|
| Watts | 25W | 50W | 75W | 100W |
| Input Voltage | AC:220-240V | AC:220-240V | AC:220-240V | AC:220-240V |
| Flux | 2500 lm | 5000 lm | 7500 lm | 10000 lm |
| Beam Angle | 120° | 120° | 120° | 120° |
| Light Color | WH-5700K | WH-5700K | WH-5700K | WH-5700K |
| CRI | >70 | >70 | >70 | >70 |
| IP Rating | IP65 | IP65 | IP65 | IP65 |
| Life Span | 25 000 h | 25 000 h | 25 000 h | 25 000 h |



EAN Code 5700K: 3800156691650 (25W), 3800156691674 (50W), 3800156691704 (75W), 3800156691698 (100W)



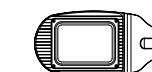
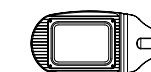
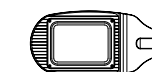
LED STREET LIGHT



| 20W | 50W | 80W | 100W |
|--------------------------|--------------------------|--------------------------|--------------------------|
| 2000 LUMENS | 5000 LUMENS | 8000 LUMENS | 10000 LUMENS |
| SL9171 White Light 6000K | SL9172 White Light 6000K | SL9173 White Light 6000K | SL9174 White Light 6000K |

LED STREET LIGHT

| SKU No. | 20W STREET LIGHT | 50W STREET LIGHT | 80W STREET LIGHT | 100W STREET LIGHT |
|---------------|------------------|------------------|------------------|-------------------|
| Watts | 20W | 50W | 80W | 100W |
| Input Voltage | AC:220-240V | AC:220-240V | AC:220-240V | AC:220-240V |
| Flux | 2000 lm | 5000 lm | 8000 lm | 10000 lm |
| Beam Angle | 120° | 120° | 120° | 120° |
| Light Color | WH-6000K | WH-6000K | WH-6000K | WH-6000K |
| CRI | >70 | >70 | >70 | >70 |
| IP Rating | IP65 | IP65 | IP65 | IP65 |
| Life Span | 25 000 h | 25 000 h | 25 000 h | 25 000 h |
| Dimension | 300x105x50mm | 405x160x50mm | 500x190x70mm | 602x220x70mm |



EAN Code 6000K: 3800156691711 (20W), 3800156691728 (50W), 3800156691735 (80W), 3800156691742 (100W)



LED STREET LIGHT



NICHIA
3030LED

DC Driver Technology
INVENTRONICS



120Lm/W
HIGH LUMEN



120°
BEAM ANGLE



IP65



50W



6000
LUMENS

SL9183 White Light 5700K

75W



9000
LUMENS

SL9184 White Light 5700K

100W



12000
LUMENS

SL9185 White Light 5700K

150W



18000
LUMENS

SL9186 White Light 5700K

200W




24000
LUMENS

SL9187 White Light 5700K

LED STREET LIGHT

5 YEARS WARRANTY PF>0.95

| | 50W STREET LIGHT | 75W STREET LIGHT | 100W STREET LIGHT | 150W STREET LIGHT | 200W STREET LIGHT |
|----------------|------------------|------------------|-------------------|-------------------|-------------------|
| SKU No. | SL9183 | SL9184 | SL9185 | SL9186 | SL9187 |
| Watts | 50W | 75W | 100W | 150W | 200W |
| Input Voltage | AC:120-240V | AC:120-240V | AC:120-240V | AC:120-240V | AC:120-240V |
| Flux | 6 000 lm | 9 000 lm | 12 000 lm | 18 000 lm | 24 000 lm |
| Beam Angle | 120° | 120° | 120° | 120° | 120° |
| Light Color | WH-5700K | WH-5700K | WH-5700K | WH-5700K | WH-5700K |
| CRI | >80 | >80 | >80 | >80 | >80 |
| IP Rating | IP65 | IP65 | IP65 | IP65 | IP65 |
| Life Span | 25 000 h | 25 000 h | 25 000 h | 25 000 h | 25 000 h |
| Dimension | 420x190x120mm | 420x190x120 mm | 540x240x150 mm | 770x305x156 mm | 770x305x156 mm |
| | | | | | |
| EAN Code 5700K | 3800156691834 | 3800156691841 | 3800156691858 | 3800156691865 | 3800156691872 |



LED STREET LIGHT



BRIDGELUX
3030LED



95Lm/W
HIGH LUMEN



120°
BEAM ANGLE



IP65



150W



14250
LUMENS

SL9181 White Light 5700K

200W




19000
LUMENS

SL9182 White Light 5700K

LED STREET LIGHT

5 YEARS WARRANTY PF>0.95

| | 150W STREET LIGHT | 200W STREET LIGHT |
|----------------|-------------------|-------------------|
| SKU No. | SL9181 | SL9182 |
| Watts | 150W | 200W |
| Input Voltage | AC:220-240V | AC:220-240V |
| Flux | 14 250 lm | 19 000 lm |
| Beam Angle | 120° | 120° |
| Light Color | WH-5700K | WH-5700K |
| CRI | >80 | >80 |
| IP Rating | IP65 | IP65 |
| Life Span | 25 000 h | 25 000 h |
| Dimension | 770x305x156 mm | 770x305x156 mm |
| | | |
| EAN Code 5700K | 3800156691810 | 3800156691827 |




LED STREET LIGHT



**BRIDGELUX
3030LED**



AC Dimmable
0-10V



50W



SL9188 White Light 5700K

75W



SL9189 White Light 5700K

100W



SL9190 White Light 5700K

150W



SL9191 White Light 5700K

200W



SL9192 White Light 5700K

LED STREET LIGHT

5 YEARS WARRANTY PF>0.95

| | 50W STREET LIGHT | 75W STREET LIGHT | 100W STREET LIGHT | 150W STREET LIGHT | 200W STREET LIGHT |
|----------------------|------------------|------------------|-------------------|-------------------|-------------------|
| SKU No. | SL9188 | SL9189 | SL9190 | SL9191 | SL9192 |
| Watts | 50W | 75W | 100W | 150W | 200W |
| Input Voltage | AC:220-240V | AC:220-240V | AC:220-240V | AC:220-240V | AC:220-240V |
| Flux | 4 750 lm | 7 150 lm | 9 500 lm | 14 250 lm | 19 000 lm |
| Beam Angle | 120° | 120° | 120° | 120° | 120° |
| Light Color | WH-5700K | WH-5700K | WH-5700K | WH-5700K | WH-5700K |
| CRI | >80 | >80 | >80 | >80 | >80 |
| IP Rating | IP65 | IP65 | IP65 | IP65 | IP65 |
| Life Span | 25 000 h | 25 000 h | 25 000 h | 25 000 h | 25 000 h |
| Dimension | 420x195x120mm | 420x195x120 mm | 540x240x150 mm | 770x305x156 mm | 770x305x156 mm |

Color temperature

| EAN Code 5700K | 3800156691889 | 3800156691896 | 3800156691902 | 3800156691919 | 3800156691926 |
|----------------|---------------|---------------|---------------|---------------|---------------|
|----------------|---------------|---------------|---------------|---------------|---------------|



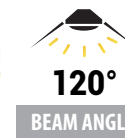
LED STREET LIGHT



**BRIDGELUX
3030LED**



AC Dimmable
0-10V



50W



SL9183 White Light 5700K

75W



SL9184 White Light 5700K

100W



SL9185 White Light 5700K

150W



SL9186 White Light 5700K

200W



SL9187 White Light 5700K

LED STREET LIGHT

5 YEARS WARRANTY PF>0.95

| | 50W STREET LIGHT | 75W STREET LIGHT | 100W STREET LIGHT | 150W STREET LIGHT | 200W STREET LIGHT |
|----------------------|------------------|------------------|-------------------|-------------------|-------------------|
| SKU No. | SL9183 | SL9184 | SL9185 | SL9186 | SL9187 |
| Watts | 50W | 75W | 100W | 150W | 200W |
| Input Voltage | AC:220-240V | AC:220-240V | AC:220-240V | AC:220-240V | AC:220-240V |
| Flux | 4 750 lm | 7 150 lm | 9 500 lm | 14 250 lm | 19 000 lm |
| Beam Angle | 120° | 120° | 120° | 120° | 120° |
| Light Color | WH-5700K | WH-5700K | WH-5700K | WH-5700K | WH-5700K |
| CRI | >80 | >80 | >80 | >80 | >80 |
| IP Rating | IP65 | IP65 | IP65 | IP65 | IP65 |
| Life Span | 25 000 h | 25 000 h | 25 000 h | 25 000 h | 25 000 h |
| Dimension | 420x195x135mm | 420x195x135mm | 540x240x150 mm | 770x305x156 mm | 770x305x156 mm |

Color temperature

| EAN Code 5700K | 3800156691834 | 3800156691841 | 3800156691858 | 3800156691865 | 3800156691872 |
|----------------|---------------|---------------|---------------|---------------|---------------|
|----------------|---------------|---------------|---------------|---------------|---------------|



LED STREET LIGHT



HIGH LUMEN



90°-120°


BEAM ANGLE



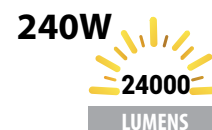
IP65



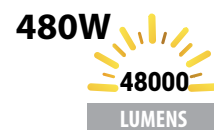
SL9175 White Light 5700K



SL9176 White Light 5700K



SL9177 White Light 5700K



SL9178 White Light 5700K

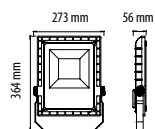
LED STADIUM FLOODLIGHT

5 YEARS WARRANTY PF>0.95

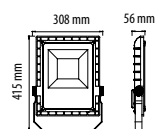
| | 100W STADIUM FL | 150W STADIUM FL | 240W STADIUM FL | 480W STADIUM FL |
|---------------|-----------------|-----------------|-----------------|-----------------|
| SKU No. | SL9175 | SL9176 | SL9177 | SL9178 |
| Watts | 100W | 150W | 240W | 480W |
| Input Voltage | AC:100-240V | AC:100-240V | AC:100-240V | AC:100-240V |
| Flux | 10000lm | 15000 lm | 24000 lm | 48000 lm |
| Beam Angle | 120° | 120° | 90° | 90° |
| Light Color | WH-5700K | WH-5700K | WH-5700K | WH-5700K |
| CRI | >70 | >70 | >70 | >70 |
| IP Rating | IP65 | IP65 | IP65 | IP65 |
| Life Span | 25 000 h | 25 000 h | 25 000 h | 25 000 h |

White Light
WH 5700K

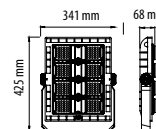
Color temperature



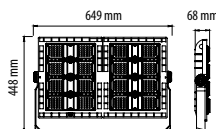
3800156691759



3800156691766



3800156691773



3800156691780

EAN Code 5700K



LED STREET LIGHT



HIGH LUMEN

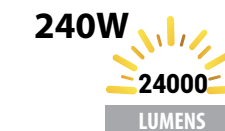


60°

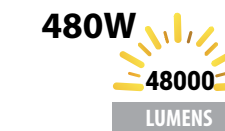
BEAM ANGLE



IP65



SL9179 White Light 5700K



SL9180 White Light 5700K

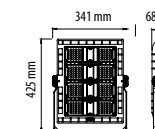
LED STADIUM FLOODLIGHT

5 YEARS WARRANTY PF>0.95

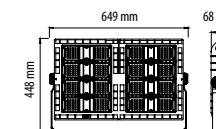
| | 240W STADIUM FL | 480W STADIUM FL |
|---------------|-----------------|-----------------|
| SKU No. | SL9179 | SL9180 |
| Watts | 240W | 480W |
| Input Voltage | AC:100-240V | AC:100-240V |
| Flux | 24000 lm | 48000 lm |
| Beam Angle | 60° | 60° |
| Light Color | WH-5700K | WH-5700K |
| CRI | >70 | >70 |
| IP Rating | IP65 | IP65 |
| Life Span | 25 000 h | 25 000 h |

White Light
WH 5700K

Color temperature



3800156691797



3800156691803

EAN Code 5700K



LED OUTDOOR LIGHTS



- P** Watts: 1W
- Input Voltage**: AC:200-240V
- Flux**: 80 lm
- Beam Angle**: 18°
- Ra** CRI: >80
- IP Rating**: IP65
- Life Span**: 25 000 h
- Dimension**: φ65xH90 mm

A+

SKU No.

White Light
OT0507 6000K

Warm White
OT0517 2800K

Color temperature

1W OUTDOOR LIGHT BUILT-IN STOPLIGHT

80 LUMENS

18° BEAM ANGLE

CUTTING SIZE
φ58 mm

IP65

EAN Code 6000K 3800156605077

EAN Code 2700K 3800156605176

LED OUTDOOR LIGHTS



- P** Watts: 5W
- Input Voltage**: AC:200-240V
- Flux**: 400 lm
- Beam Angle**: 18°
- Ra** CRI: >80
- IP Rating**: IP65
- Life Span**: 25 000 h
- Dimension**: φ148x90mm

A+

SKU No.

White Light
OT0515 6000K

Warm White
OT0516 2800K

Color temperature

5W OUTDOOR LIGHT BUILT-IN STOPLIGHT

400 LUMENS

18° BEAM ANGLE

CUTTING SIZE
φ130 mm

IP65

EAN Code 6000K 3800156605152

EAN Code 2700K 3800156605169

SKU No.

White Light
6000K OT0501

Warm White
2800K OT0502

RGB OT0503

- P** Watts: 3W
- Input Voltage**: AC:200-240V
- Flux**: 240 lm
- Beam Angle**: 18°
- Ra** CRI: >80
- IP Rating**: IP65
- Life Span**: 25 000 h
- Dimension**: φ98x80mm

A+



3W OUTDOOR LIGHT BUILT-IN STOPLIGHT

240 LUMENS

18° BEAM ANGLE

CUTTING SIZE
φ90 mm

IP65

EAN Code 6000K 3800156605015
EAN Code 2700K 3800156605022
EAN Code RGB 3800156605039



SKU No.

White Light
6000K OT0550

Color temperature

- P** Watts: 7W
- Input Voltage**: AC:200-240V
- Flux**: 960 lm
- Beam Angle**: 18°
- Ra** CRI: >80
- IP Rating**: IP20
- Life Span**: 25 000 h
- Dimension**: φ148x90mm

A+



7W OUTDOOR LIGHT BUILT-IN STOPLIGHT

960 LUMENS

18° BEAM ANGLE

CUTTING SIZE
φ130 mm

IP65

EAN Code 6000K 3800156605503



LUXURY PENDANTS



3D GLASS PENDANT D300 CHROME FIREWORKS

- SKU No.** PD9000
- P** E27 Holder MAX 40W
 - M** Material 3D Glass
 - L** Dimension $\phi 300 \times 275 \text{mm}$



E27 Holder

3D GLASS PENDANT D300 COPPER FIREWORKS

- SKU No.** PD9001
- P** Watts MAX 40W
 - M** Material 3D Glass
 - L** Dimension $\phi 300 \times 275 \text{mm}$



E27 Holder

LUXURY PENDANTS



3D GLASS PENDANT D200 CHROME SQUARES

- SKU No.** PD9004
- P** E27 Holder MAX 40W
 - M** Material 3D Glass
 - L** Dimension $\phi 200 \times 175 \text{mm}$



E27 Holder

3D GLASS PENDANT D200 COPPER SQUARES

- SKU No.** PD9005
- P** Watts MAX 40W
 - M** Material 3D Glass
 - L** Dimension $\phi 200 \times 175 \text{mm}$



E27 Holder

3D GLASS PENDANT D250 COPPER CIRCLES

- SKU No.** PD9002
- P** Watts MAX 40W
 - M** Material 3D Glass
 - L** Dimension $\phi 250 \times 220 \text{mm}$



E27 Holder

3D GLASS PENDANT D250 CHROME -CIRCLES

- SKU No.** PD9003
- P** Watts MAX 40W
 - M** Material 3D Glass
 - L** Dimension $\phi 250 \times 220 \text{mm}$



E27 Holder

3D GLASS PENDANT D180 CHROME FIREWORKS

- SKU No.** PD9006
- P** Watts MAX 40W
 - M** Material 3D Glass
 - L** Dimension $\phi 180 \times 160 \text{mm}$



E27 Holder

3D GLASS PENDANT D180 COPPER FIREWORKS

- SKU No.** PD9007
- P** Watts MAX 40W
 - M** Material 3D Glass
 - L** Dimension $\phi 180 \times 160 \text{mm}$



E27 Holder



LUXURY PENDANTS



LUXURY PENDANTS



3D GLASS PENDANT D220 CHROME CIRCLES



SKU No. PD9008
Watts MAX 40W
Material 3D Glass
Dimension φ220x275mm



E27 Holder

3D GLASS PENDANT D220 COPPER SEAGULL



SKU No. PD9009
Watts MAX 40W
Material 3D Glass
Dimension φ220x275mm



E27 Holder

3D GLASS PENDANT D220 COPPER FIREWORKS



SKU No. PD9010
Watts MAX 40W
Material 3D Glass
Dimension φ220x275mm



E27 Holder

3D GLASS PENDANT D200 COPPER FIREWORKS



SKU No. PD9013
E27 Holder MAX 40W
Material 3D Glass
Dimension φ200x213mm



E27 Holder

3D GLASS PENDANT D200 CHROME RHOMBUS



SKU No. PD9014
Watts MAX 40W
Material 3D Glass
Dimension φ200x213mm



E27 Holder

3D GLASS PENDANT D220 CHROME SEAGULL



SKU No. PD9011
E27 Holder MAX 40W
Material 3D Glass
Dimension φ220x275mm



E27 Holder

3D GLASS PENDANT D220 CHROME FIREWORKS



SKU No. PD9012
Watts MAX 40W
Material 3D Glass
Dimension φ220x275mm



E27 Holder

3D GLASS PENDANT D200 CHROME SQUARE



SKU No. PD9015
Watts MAX 40W
Material 3D Glass
Dimension φ200x213mm



E27 Holder

3D GLASS PENDANT D200 CHROME FIREWORKS



SKU No. PD9016
Watts MAX 40W
Material 3D Glass
Dimension φ200x213mm



E27 Holder



LUXURY PENDANTS



3D GLASS PENDANT D400 COPPER SEAGULL

- SKU No.** PD9017
- P** Watts: MAX 40W
 - M** Material: 3D Glass
 - L** Dimension: $\phi 400 \times 200 \text{mm}$



E27 Holder

3D GLASS PENDANT D400 CHROME CIRCLES

- SKU No.** PD9018
- P** Watts: MAX 40W
 - M** Material: 3D Glass
 - L** Dimension: $\phi 400 \times 200 \text{mm}$




E27 Holder

LUXURY PENDANTS



3D GLASS PENDANT D290 COPPER CIRCLES


- SKU No.** PD9022
- P** Watts: MAX 40W
 - M** Material: 3D Glass
 - L** Dimension: $\phi 290 \times 250 \text{mm}$



E27 Holder

3D GLASS PENDANT D290 CHROME FIREWORKS

- SKU No.** PD9023
- P** Watts: MAX 40W
 - M** Material: 3D Glass
 - L** Dimension: $\phi 290 \times 250 \text{mm}$



E27 Holder

3D GLASS PENDANT D290 CHROME SEAGULL

- SKU No.** PD9024
- P** Watts: MAX 40W
 - M** Material: 3D Glass
 - L** Dimension: $\phi 290 \times 250 \text{mm}$



E27 Holder

3D GLASS PENDANT D200 CHROME SQUARE


- SKU No.** PD019
- P** Watts: MAX 40W
 - M** Material: 3D Glass
 - L** Dimension: $\phi 200 \times 165 \text{mm}$



E27 Holder

3D GLASS PENDANT D200 CHROME SEAGULL

- SKU No.** PD9020
- P** Watts: MAX 40W
 - M** Material: 3D Glass
 - L** Dimension: $\phi 200 \times 165 \text{mm}$



E27 Holder

3D GLASS PENDANT D200 COPPER CIRCLES

- SKU No.** PD9021
- P** Watts: MAX 40W
 - M** Material: 3D Glass
 - L** Dimension: $\phi 200 \times 165 \text{mm}$



E27 Holder

3D GLASS PENDANT D400 CHROME FIREWORKS

- SKU No.** PD9025
- P** E27 Holder: MAX 40W
 - M** Material: 3D Glass
 - L** Dimension: $\phi 400 \times 345 \text{mm}$



E27 Holder

3D GLASS PENDANT D400 COPPER FIREWORKS

- SKU No.** PD9026
- P** Watts: MAX 40W
 - M** Material: 3D Glass
 - L** Dimension: $\phi 400 \times 345 \text{mm}$




E27 Holder



LED FLAME LAMP

LED FLAME LAMP 5W SMD BRONZE COLOUR



LED LAMP INCLUDED



OPTONICA
LED

A+



250
LUMENS



360°
BEAM ANGLE



IP20

SKU No. PD9017

| | | | |
|------------------------|-------------|--------------------|--------------|
| P Watts | 5W | Ra CRI | >80 |
| V Input Voltage | AC:100-240V | IP Rating | IP20 |
| F Flux | 250 lm | L Life Span | 25 000 h |
| B Beam Angle | 360° | D Dimension | φ180xH285 mm |

175



LED FLAME LAMP



SKU No. PD9044
Dimension 220xH330 mm



SKU No. PD9045
Dimension 180xH260 mm

OPTONICA
LED

A+



250
LUMENS



360°
BEAM ANGLE




IP20

| | | | |
|------------------------|-------------|--------------------|----------|
| P Watts | 5W | Ra CRI | >80 |
| V Input Voltage | AC:100-240V | IP Rating | IP20 |
| F Flux | 250 lm | L Life Span | 25 000 h |
| B Beam Angle | 360° | | |

LED FLAME LAMP 5W SMD BRONZE COLOUR Wall Mounted

LED FLAME LAMP 5W SMD BRONZE COLOUR WITH BATTERY



LED LAMP INCLUDED



A+



250
LUMENS



360°
BEAM ANGLE



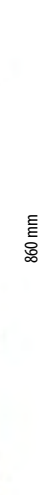
IP20

SKU No. PD9017

| | | | |
|------------------------|-------------|--------------------|--------------|
| P Watts | 5W | Ra CRI | >80 |
| V Input Voltage | AC:100-240V | IP Rating | IP20 |
| F Flux | 250 lm | L Life Span | 25 000 h |
| B Beam Angle | 360° | D Dimension | φ180xH285 mm |



150 mm



860 mm

SKU No. PD9043



A+



250
LUMENS



360°
BEAM ANGLE



IP20

| | | | |
|------------------------|-------------|--------------------|--------------|
| P Watts | 5W | Ra CRI | >80 |
| V Input Voltage | AC:100-240V | IP Rating | IP20 |
| F Flux | 250 lm | L Life Span | 25 000 h |
| B Beam Angle | 360° | D Dimension | φ150xH330 mm |

LED FLAME LAMP 5W SMD HANGING BRONZE COLOUR

176



Advantages of LED Technology

1. Long Life - LED Lighting features long operational life time expectations
2. Energy Efficiency - LED Lighting features a much better energy efficiency
3. Ecologically Friendly - LED Lighting is much more eco-friendly
4. Durable Quality - LED Illumination can withstand rough conditions
5. Zero UV Emissions - LED Lighting features close to no UV emissions
6. Design Flexibility - LED Lighting has powerful flexible design features
7. Operational in extremely cold or hot temperatures
8. Light Dispersement - LED Lights achieve higher application efficiency
9. Instant lighting & frequent switching - LEDs can be turned On/Off many times
10. Low-Voltage - LED Lighting can run on Low-Voltage Power Supply

LED lighting has even more benefits and advantages, so make sure you go LED and save both the planet - and your money!

Lighting a Billion Possibilities

Perfect LED Lighting solutions to illuminate your world

OPTONICA

www.OPTONICALED.com



**OVER
1000
PRODUCTS**

**5
YEARS
WARRANTY**

GLOBAL PRESENCE

GLOBAL PRESENCE

NEW Range OPTONICALED PREMIUM